

AQUATIC ANIMAL HEALTH – Amphibians Situation Report



Publication number:

2025 Number 4

WOAH publishes regularly an aquatic animal health situation report highlighting information on disease events reported by countries and territories through the [World Animal Health Information System \(WAHIS\)](#).

Key messages

Aquatic animal health and welfare are of great importance to the World Organisation for Animal Health (WOAH), particularly in the context of our [Aquatic Animal Health Strategy](#) launched in May 2021. Each edition of the aquatic animal health situation report covers one or several of the four species categories of aquatic animals within the scope of WOA's work: amphibians, molluscs, fish and crustaceans. The current report provides information on WOA-listed diseases of amphibians using data from six-monthly reports from 2021 to 2025 and the early warning system of the World Animal Health Information System ([WAHIS](#)).

The distribution maps of the three WOA listed amphibian diseases show a highly variable global distribution of disease presence. Infection with *Batrachochytrium dendrobatidis* was the most extensively reported to WOA, with 21 countries and territories, reporting its presence or suspicion in the last five years. Infection with *Batrachochytrium salamandrivorans* and Infection with *Ranavirus* species were reported to WOA, with five and 11 countries and territories, respectively, reporting its presence or suspicion in the last five years.

Regarding the exceptional events reported through the early warning system of WAHIS between July 2024 and December 2025, a total of five new outbreaks were reported by Belgium, Germany and Singapore for Infection with *Batrachochytrium dendrobatidis* and Infection with *Batrachochytrium salamandrivorans*.

The implementation of surveillance is essential for the detection of animal disease events, allowing for information sharing and timely response to outbreaks. However, not all countries and territories have the capacity to implement surveillance for all diseases listed by WOA and

therefore resources need to be prioritised. It is worth highlighting that 32% of countries and territories that share information via WAHIS declare no surveillance for listed diseases of amphibians (neither in domestic nor in wild species).

The new [WOAH mobile app on aquatic animal diseases](#) provides quick access to essential field information, helping users identify, document, and report cases more efficiently. By supporting early detection and response, the app strengthens biosecurity measures and contributes to safeguarding aquatic animal health worldwide. To support its Members in their surveillance efforts, standards and guidelines are regularly updated by WOAHA, and training courses are organised for the WOAHA network of national focal points for aquatic animals, and online learning modules are developed on the [WOAH eLearning Platform](#) for the reinforcement of Veterinary Services and Aquatic Animal Health Services.

Members are encouraged to continue their surveillance efforts and to timely report to WOAHA.

Visit our [website](#) for more information. For any press inquiry on aquatic animal diseases, email us at media@woah.org.

Contextual data

By becoming a Member of WOAHA, countries and territories accept the legal obligation to share animal health data on listed and emerging diseases in accordance with our standards. Diseases included in [this list](#) meet the following criteria: 1) freedom at the level of country or zone by at least one country, and potential for international spread, 2) significant morbidity or mortality in animals (farmed or wild) or humans (for zoonotic diseases), and 3) reliable means for diagnosis and case definition is available. The list is revised annually and in 2025 comprised 31 aquatic animal diseases.

Figure 1 provides an overview of the number of listed diseases of amphibians (N=3) for which surveillance activities have been reported by countries and territories via WAHIS in 2025 (the first semester with information, with 96 reporting countries and territories).

This figure shows that of the 96 countries and territories that shared information via WAHIS for 2025, 32% reported no surveillance for any of the 3 diseases of amphibians, 14% reported surveillance for some of the listed diseases of crustaceans, and 54% reported surveillance for all listed diseases of amphibians.

The Food and Agriculture Organization of the United Nations (FAO) figures for amphibian production in 2023 were only available for 16 countries and territories. The production of amphibians is unknown for most countries and territories. Based on available data, China (People's Rep. of) is the largest producer (over 270 000 tonnes), followed by Vietnam (over 13 000 tonnes), then Thailand and Chinese Taipei (see **Figure 2**).

Disparities in production must be considered when interpreting animal disease events reported to WOAHA. High-production countries with limited or no surveillance represent major information gaps: they contribute substantially to global amphibian production but provide little to no disease data, which may underestimate global disease occurrence. Conversely, countries and territories

with strong surveillance systems but lower production volumes may appear to have disproportionately higher numbers of reported cases.

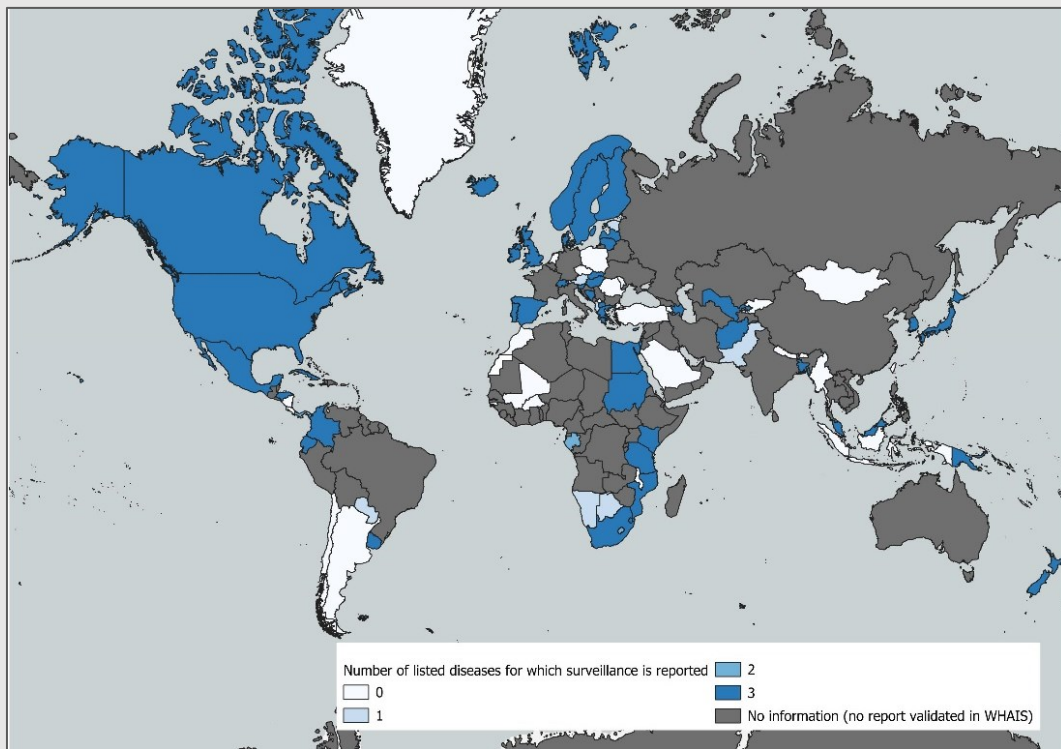


Figure 1. Number of listed diseases of amphibians (N=3) for which surveillance activities have been reported by countries and territories via WAHIS for 2025.

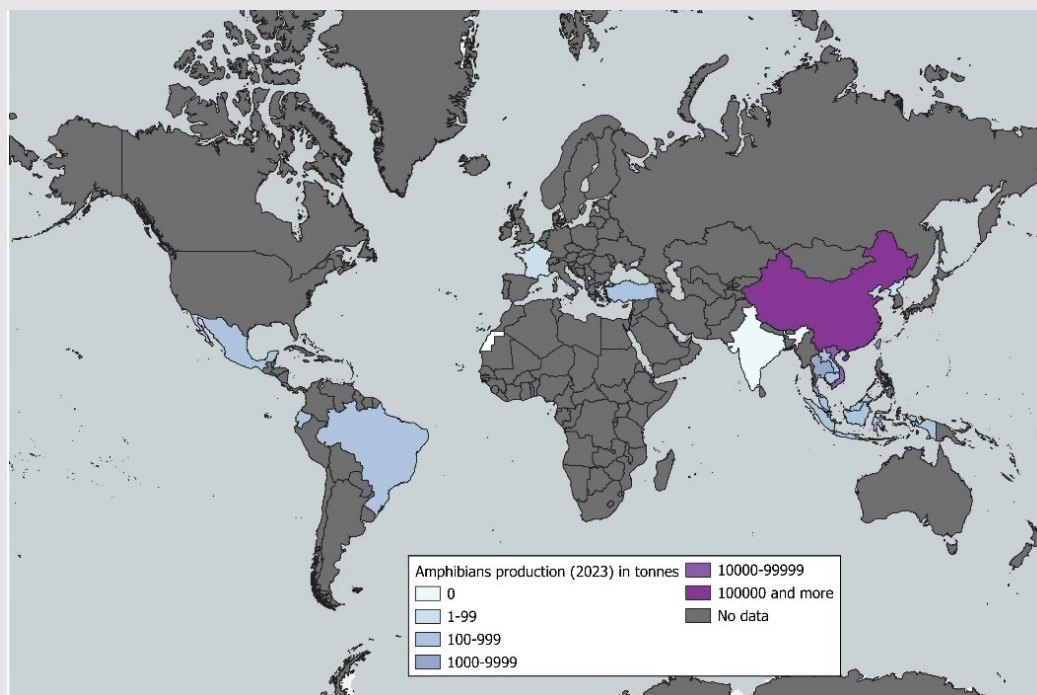


Figure 2. Production. Based on FAO figures for 2023 for amphibians (Source: https://www.fao.org/fishery/statistics-query/en/global_production/global_production_quantity).

Disease situation in the past 5 years (2021-2025)

This section presents disease situations in amphibians that have been reported by countries and territories to WOAAH through WAHIS. This reporting is a requirement for WOAAH Members and covers listed diseases, for which information on presence or absence must be reported through six-monthly reports. Members are also requested to inform WOAAH if the epidemiological situation of the disease is unknown.

Although these data may have some bias, either because they are incomplete or because their granularity varies (depending on the reporting country or territory), they represent the reference data source on animal health reported by Veterinary Authorities, using a standard template and a standard data format.

These maps show the situation reported for the three listed diseases of amphibians in the past five years.

“Presence or suspicion” is shown in red.

“Absence with surveillance activities” is shown in green.

“Absence with no surveillance activities” is shown in light grey.

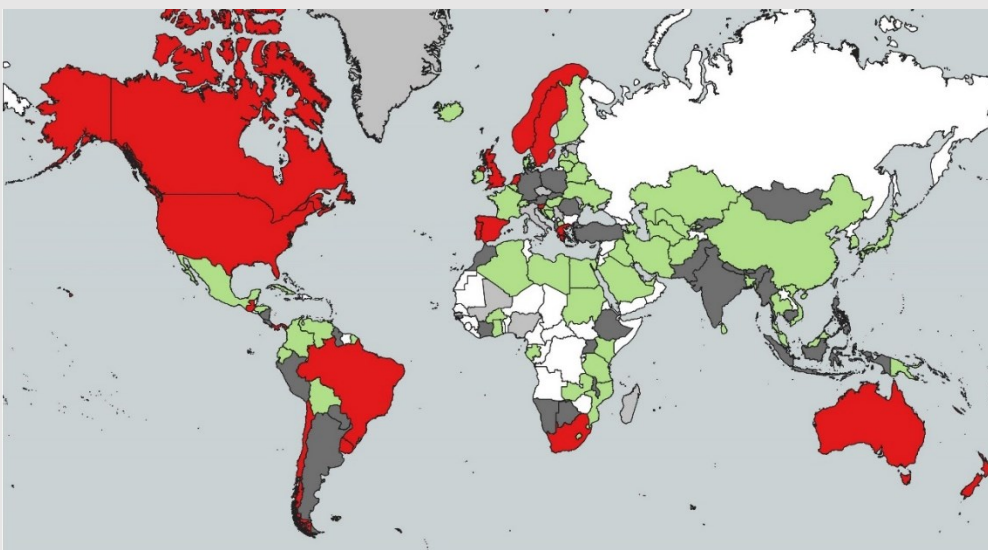
“No information” is shown in dark grey.

“No report submitted” to WOAAH is shown in white.

General information on each disease is available in the [WOAH Manual of Diagnostic Tests for Aquatic Animals](#).

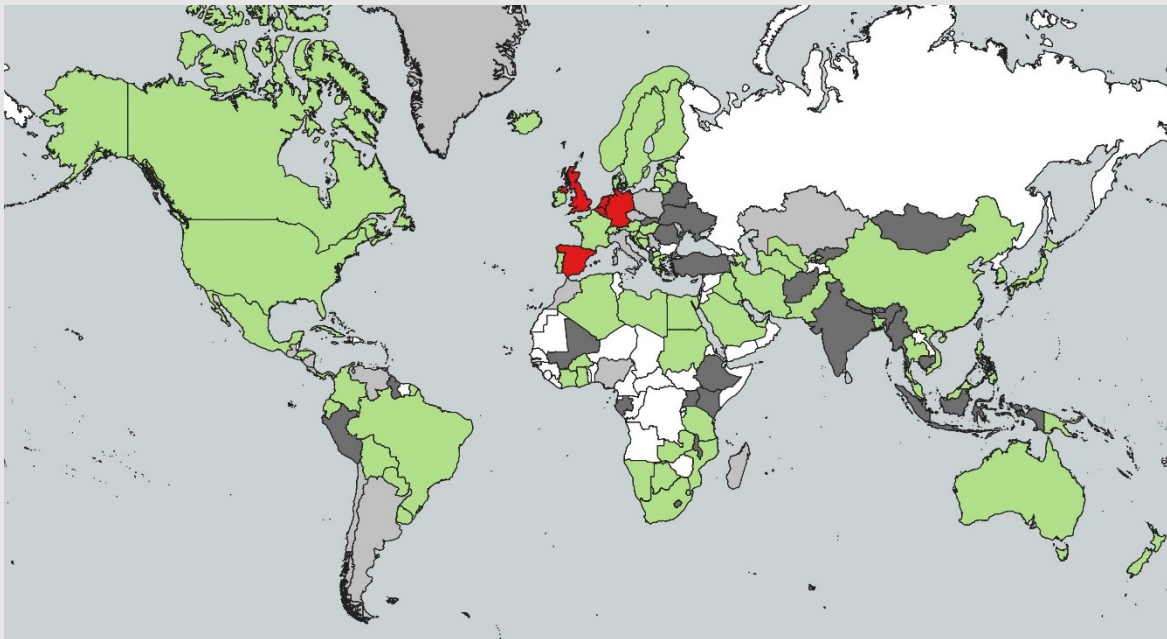
Infection with *Batrachochytrium dendrobatidis*

During the past five years, it has been reported as present or suspected (see area in red) in 21 countries or territories (Australia, Brazil, Canada, Chile, Greece, Guatemala, Hong Kong, New Caledonia, New Zealand, Norway, Panama, Portugal, Singapore, Slovenia, South Africa, Spain, Sweden, the Netherlands, United Kingdom, United States of America, and Uruguay).



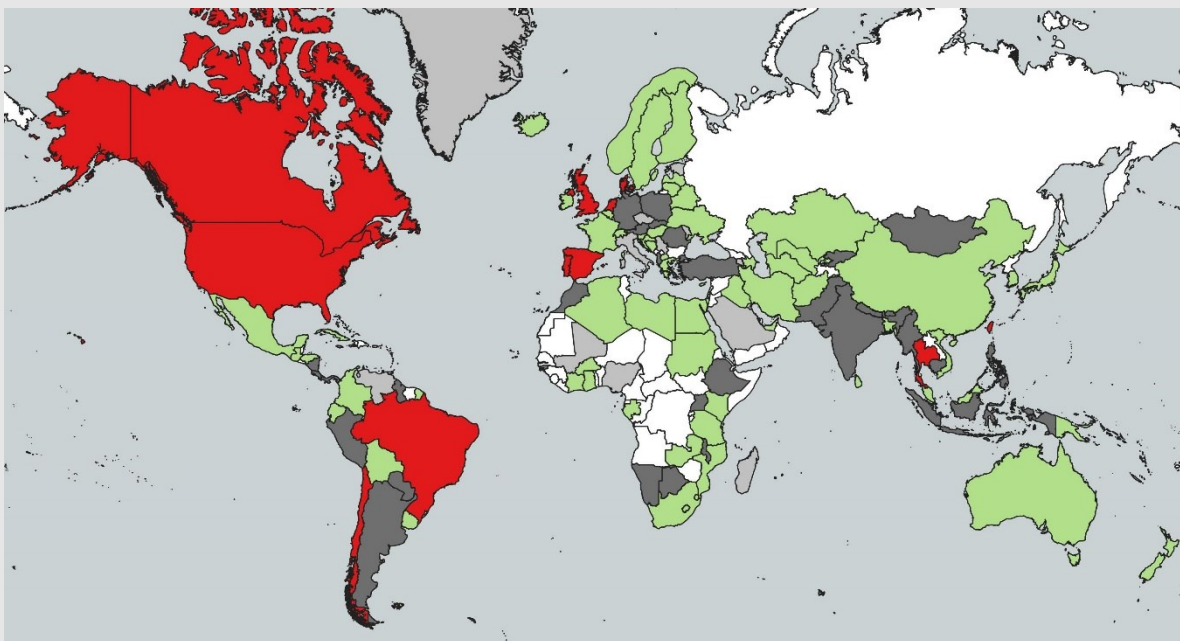
Infection with *Batrachochytrium salamandrivorans*

During the past five years, it has been reported as present or suspected (see area in red) in five countries or territories in Europe (Belgium, Germany, Spain, the Netherlands, and United Kingdom).



Infection with *Ranavirus* species

During the past five years, it has been reported as present or suspected (see area in red) in 11 countries or territories (Brazil, Canada, Chile, Chinese Taipei, Denmark, Portugal, Spain, Thailand, the Netherlands, United Kingdom, and United States of America).



Exceptional events reported (01/07/2024 – 31/12/2025)

This section highlights exceptional disease events in amphibians that have been reported by countries and territories through [WAHIS](#) from July 2024 to December 2025. As noted above, this reporting is a requirement for WOA's Members and covers [listed diseases as well as emerging diseases](#), for which exceptional events must be reported through an immediate notification, followed by weekly follow-up reports until the situation is recognised as stable or resolved. Exceptional events include first occurrence, recurrences, detection of new strains, occurrence of the disease in new hosts, and unexpected changes in disease dynamics in the country. Stable situations are not covered in this section and are reported to WOA through another channel of WAHIS.

New events by world region (reported through immediate notifications)

Asia and the Pacific

Infection with *Batrachochytrium dendrobatidis* in wild African clawed frog (*Xenopus laevis*) and in wild hybrid giant salamander (*Andrias davidanus* x *Andrias japonicus*):

- The recurrence of the disease started in Singapore (North) on 19 December 2024.

Infection with *Batrachochytrium dendrobatidis* in wild hybrid giant salamander (*Andrias davidanus* x *Andrias japonicus*):

- The recurrence of the disease started in Singapore (Central) on 24 September 2025.

Europe

Infection with *Batrachochytrium salamandrivorans* in wild salamandridae (species unspecified):

- The recurrence of the disease started in Germany (Nordrhein-Westfalen) on 10 February 2025.
- The first occurrence in a zone started in Belgium (Wallonie) on 23 April 2025.
- The recurrence of the disease started in Belgium (Wallonie) on 16 December 2025.

Africa, Americas and Middle East

No new events reported.

On-going events for which there were new reported outbreaks, by world region (reported through follow-up reports)

Africa, Americas, Asia and the Pacific, Europe and Middle East

No new outbreaks reported in the on-going events, or no on-going events.

New outbreaks

During the period covered by this report, a total of five new outbreaks were reported by Belgium, Germany, and Singapore. Spatial details are presented in Figure 3.

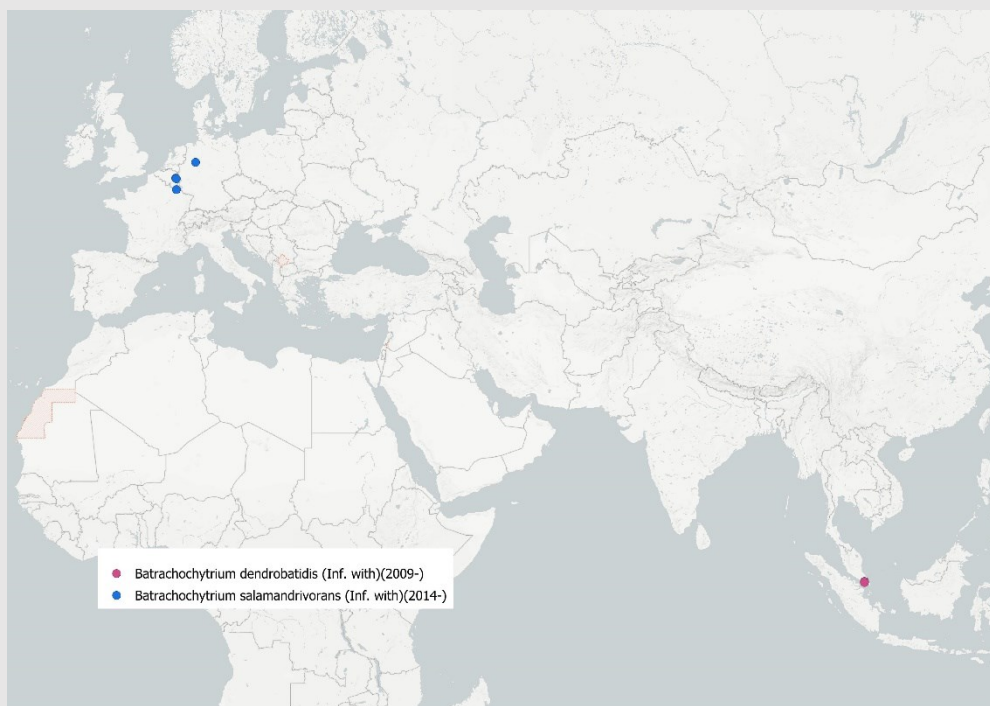


Figure 3. Distribution of new outbreaks, by disease

Self-declared Disease Status (01/07/2024 – 31/12/2025)

In accordance with the provisions of the [Aquatic Animal Health Code \(Aquatic Code\)](#), Members may wish to self-declare the freedom of their country, zone or compartment from a disease. A Member wishing to publish a self-declaration for disease-freedom, should provide the relevant documented evidence of compliance with the provisions of the relevant chapters of the *Aquatic Code*.

No self-declaration was published for disease of amphibians during the period of interest. No self-declaration submitted by WOAHA Members for diseases of amphibians were still active as of 31 December 2025.

Antimicrobial use in aquatic animals

In the past decades, a range of pathogens have been reported to develop resistance to antimicrobials. To make sure these key medicines remain efficient, WOAHA is gathering data on and monitoring the amount of antimicrobials used in animals worldwide. This information is essential to reduce overuse and misuse of antimicrobials and to curb the spread of antimicrobial resistance (AMR).

Since 2015, WOAHA has taken the lead to build a global database on antimicrobial agents intended for use in animals collecting data from its Members. These data are reported through the [ANIMUSE Global Database](#).

Based on the data collected, WOAHA produces annual reports on antimicrobial agents intended for use in animals. As presented in the [9th Annual Report on Antimicrobial Agents Intended for Use in Animals](#), the analysis of antimicrobial agents normalised by estimated animal biomass was performed on data for 2022 provided by 107 Members. Data for aquatic species were provided by 18 participants, representing 64% of global aquaculture production. WOAHA estimated antimicrobial use in aquatic food-producing animals at 21 mg per kg of animal biomass, which is considerably lower than in terrestrial species. Among the antimicrobial classes, amphenicols (6.74mg/kg), tetracyclines (6.43mg/kg), and fluoroquinolones (3.89mg/kg) were identified as the three most used in aquatic animals.

WOAHA is working to raise awareness among its Members of the importance of collecting and sharing antimicrobial use data, and to understand the barriers to collecting and reporting this information. In September 2026, WOAHA will launch Reporting Option 4 within [ANIMUSE](#) to start collecting data by animal species; this will help WOAHA to further support its Members in building capacity and increasing reporting for better stewardship of antimicrobials globally. Antimicrobial use in fish production could have influence on AMR emergence, therefore it is critical to monitor it.