bulletin

No. 2014 – 1

Improving the quality of the services of veterinarians

oie

Protecting animals, preserving our future • **World Organisation for Animal Health**

contents

editorial

improving the quality of the services of veterinarians 1

forum

ensuring excellence and ethics of the veterinary profession 3

gender distribution in Iraqi veterinary medical education 5

OIE news

the OIE celebrates its 90th anniversary! 12

OIE publications 16

news from headquarters 21

regional activities 36

official acts 48

strengthening of Veterinary Services 49

meetings and visits 60

the OIE and its partners

epidemiology & animal disease control programmes 74

activities of Reference Laboratories & Collaborating Centres 78

international news

publications 79

special events 80

agenda 94

questions and answers

OIE's 90th anniversary quiz 95

tribute

James H. Steele 95

With thanks to the Ministry of Livestock and Rural Community Development of Sri Lanka

ISSN 1684-3770

FOUR ISSUES PER YEAR • Chief editor: Bernard Vallat • Copy editor: *Bulletin* Editorial Committee • Design: OIE/P. Blandín

Subscriptions: www.oie.int/boutique

Improving the quality of the services of veterinarians

With 60% of human pathogens originating in animals, the veterinary profession throughout the world has an increasingly vital role to play in protecting both animals and humans. Societal demands on the profession are therefore high and they can only be met by delivering very high-quality services. This qualitative target cannot be achieved unless there are well-organised networks of public and private sector veterinarians at the national level, supported by well-trained, properly supervised professionals.

The activities of Veterinary Services are recognised as a global public good because of their role in protecting animal health and welfare, and as key players in the primary production of animals, safeguarding public health and ensuring food safety (milk, eggs, meat, etc.) and the sanitary safety of international trade. Veterinary Services also contribute to reducing poverty among rural populations in developing countries by helping them to preserve their precious livestock capital, so crucial to their survival.

To fulfil these missions effectively, the whole profession has a duty to deliver good-quality services, which implies exemplary veterinary education and a strengthening of the Veterinary Statutory Bodies regulating the profession, all of which must be supported by good governance.

With this objective in mind, the OIE develops specific tools based on the PVS Pathway (PVS: Performance of Veterinary Services), created by the OIE in 2006. At the request of countries, the OIE conducts missions to evaluate and support the performance of their Veterinary Services. By the end of 2013, more than 250 missions, involving over 120 countries, had already been carried out within the framework of the PVS Pathway.

These missions revealed wide disparities in the quality of veterinary education and the validity of procedures for registration, licensing and supervision of veterinarians, due to inappropriate legislation regarding the Veterinary Statutory Body. It was also found that many countries had no such body or equivalent institution complying with the relevant OIE standards (Chapter 3.2.12. of the *Terrestrial Code*).

A link between poor-quality veterinary education and the absence, or inappropriate functioning, of the Veterinary Statutory Body was also frequently observed. The role of a Veterinary Statutory Body is to oversee the professional quality, competence and ethics of veterinarians, all of which are essential for good national veterinary governance.

Building synergistic links between high-level veterinary education and a well-organised veterinary profession, regulated by Veterinary Statutory Bodies complying with OIE standards, needs to be a priority for all OIE Member Countries

In the situations described above, the veterinary profession has serious difficulty in meeting societal expectations, particularly with respect to veterinary public health and food safety.

On the strength of these observations and deductions, the 178 OIE Member Countries considered it a priority to promote the harmonisation and improvement of veterinary education worldwide, and to encourage the creation or strengthening of Veterinary Statutory Bodies in all Member Countries.

Towards harmonisation of veterinary education worldwide and strengthening of Veterinary Statutory Bodies

Since 2009, a series of OIE global conferences and the creation of an *ad hoc* Group of experts drawn from all five continents have enabled progress to be made on these topics.

Last December, at Foz do Iguaçu (Brazil), the Third Global Conference on Veterinary Education and the Role of the Veterinary Statutory Body was attended by over 1,000 participants from 110 countries, and brought together representatives of Veterinary Statutory Bodies, deans of veterinary education establishments and Chief Veterinary Officers of OIE Member Countries from all over the world.

To date, the work of the OIE has resulted firstly in the adoption, by the World Assembly of national Delegates of OIE Member Countries, of a chapter for the OIE *Terrestrial Animal Health Code* (*Terrestrial Code*) on the quality of Veterinary Statutory Bodies (Chapter 3.2.12.), and secondly in the Assembly's support for guidelines on:

– the Competencies of graduating veterinarians ('Day 1 graduates') to assure National Veterinary Services of quality (2012)

– the veterinary education core curriculum (2013).

These standards and recommendations are relevant to all Member Countries regardless of the prevailing societal, economic and political circumstances.

High-quality veterinary education in accordance with OIE guidelines and strengthened Veterinary Statutory Bodies are major pillars of the good governance and quality of Veterinary Services worldwide

Towards the development of mutual assistance and sharing of knowledge

As the level of progress required varies among the regions of the world, and in order to improve the support given to countries seeking assistance, the OIE has developed twinning programmes to promote mutual assistance between Member Countries.

So far, two types of twinning projects have been defined for these issues:

– twinning projects between veterinary education establishments (North–South or South–South) (2013)

– twinning projects between Veterinary Statutory Bodies (2013).

These programmes are financed by the OIE World Animal Health and Welfare Fund, and are an opportunity to promote exchanges between teaching staff, students and Veterinary Statutory Bodies of OIE Member Countries.

Building synergistic links between high-level veterinary education and a well-organised veterinary profession, regulated by stable Veterinary Statutory Bodies, will be a priority for all OIE Member Countries.

High-quality veterinary education and strengthened Veterinary Statutory Bodies are major pillars of the good governance and quality of Veterinary Services worldwide. The commitment of Member Countries in supporting the application of standards and guidelines developed by the OIE is therefore crucial. By protecting animals, we preserve our future.

Bernard Vallat
Director General

Ensuring excellence and ethics of the veterinary profession

With thanks to MAPA, Brazil

OIE Global Conference on Veterinary Education and the Role of the Veterinary Statutory Body (Foz do Iguaçu, Brazil, 4–6 December 2013)

Thanks to the support of the Brazil Federal and Local State Governments, the Brazilian Federal Council of Veterinary Medicine and donors including the European Union (European Commission), Germany, Australia, New Zealand, the Supreme Council of the French College of Veterinarians and sponsors mentioned in the abstract book, as well as our Brazilian colleagues, OIE staff from Headquarters and the Regional Representation for the Americas and all other participants in this event, the OIE successfully organised the first global conference between Veterinary Services (including both public and private components), the veterinary education community and veterinary statutory bodies and associations. Over two-and-a-half days, more than 1,000 participants from 110 countries met in Foz do Iguaçu, Brazil, from 4 to 6 December 2013, and strengthened the links between these three pillars of good veterinary governance at the global, regional and national levels.

The objective of the conference was to contribute to the improvement of the quality of the services delivered by the veterinary profession to society. Society's expectations are very wide-ranging and are not confined to terrestrial and aquatic animal health. People also rely on the veterinary profession for animal welfare, food safety, veterinary public health, biodiversity, research and the reduction of biological threats worldwide.

Society's recognition of the value of the veterinary profession is a key prerequisite for boosting future investment by governments, international donors and foundations, to improve veterinary education, support veterinary education establishments where needed, establish efficient Veterinary Services, and provide veterinary statutory bodies with greater legal powers to supervise the quality and ethics of the veterinary profession.

Excellence in the veterinary profession is determined by rigorous student selection and top-quality, appropriate course content in the initial and

© M. Minassian

Iguaçu River

continuing veterinary education curricula. Although we are keenly aware of the importance of paraprofessionals and their educational needs, we decided to begin with veterinarians and then move on to guidelines for paraprofessional education.

One of the key objectives of the OIE is to improve animal health across the globe. It is impossible to comply with this mandate without a veterinary profession that meets the criteria of quality, efficiency and ethics worldwide. This is why the OIE took the lead in proposing solutions at a global level. The OIE is a standard-setting organisation and its decisions are taken by 178 Member Countries, on the 'one country, one vote' principle basis.

It is the OIE's intention neither to become a global policeman controlling veterinary education nor to engage in the accreditation of veterinary education establishments. Instead, its role is to evaluate the global situation, propose standards and guidelines and facilitate key partnerships.

Following a voluntary PVS evaluation of 120 countries, our conclusion is that in many parts of the world the status of veterinary education is unsatisfactory. We must work together and adopt common solutions, while taking local circumstances into account.

Probably the most flexible and efficient solution is direct cooperation between developed and developing countries; in particular, direct cooperation between veterinary education establishments. Voluntary exchanges of teachers and students are acknowledged to be an excellent solution for the mutual transfer of knowledge.

All these aspects were discussed at the conference, which will surely contribute to improving veterinary education and raising awareness of the importance of the veterinary profession.

The recommendations adopted at the conference (see pp. 89-93) will serve to guide further development and improvement in the quality of veterinary education and Veterinary Services' governance worldwide. Progress measured against these recommendations will be reviewed in detail at the next OIE Global Conference on Veterinary Education and the role of the Veterinary Statutory Body, to be hosted by Thailand in 2016.

Once again, our grateful thanks to Brazil.

© M. Minassian

Toco tucan

Gender distribution in Iraqi veterinary medical education

K.A. Al-Salihi[1] & S.L. Freeman[2]

(1) Karima A. Al-Salihi, BSc, MSc, PhD in Veterinary Medicine and Pathology. Faculty of Veterinary Medicine, current Guest Fellowship School of Veterinary Medicine/University of Nottingham, United Kingdom.

(2) Sarah L. Freeman, BVetMed, PhD, DipECVS. Associate Professor of Veterinary Surgery, School of Veterinary Medicine and Science, University of Nottingham, College Road, Sutton Bonington, Loughborough, Leicestershire LE12 5RD, United Kingdom.

Corresponding author: Kareema.Nasrullah@nottingham.ac.uk.

Keywords: female veterinarians – feminisation – feminism – gender gap – Iraq – University of Baghdad – veterinary profession – women veterinarians.

As early as 1920, Iraqi women were moving towards gaining more rights and better education and were considered to be some of the most highly educated and pioneering women professionals in the Middle East. However, Iraqi women were only allowed into veterinary colleges in 1966. Between 1971 and 1972, two women graduated from the College of Veterinary Medicine of the University of Baghdad: Layla Al-Bassam and Faeza Al-Madfae became the first female veterinarians in the country. Since that time, the number of female veterinary graduates in Iraq has increased only slowly, because of various socio-economic factors. The veterinary profession in Iraq is still a male-dominated career, with 61.81% being males and 38.19% being females.

Introduction

The history of Iraq shows that Iraqi women have always been among the most highly educated and professional women in the Middle East. As early as 1920, Iraqi women were lobbying to gain more rights and better education. These efforts paid off, resulting in Iraqi women joining the job market by the late 1920s and early 1930s, making them pioneers in the Middle East. The first woman Minister in Iraq's modern history, and the first woman Cabinet Minister in the Arab world, was Naziha al-Dulaimi (1923–2007) [1], an early pioneer of the Iraqi feminist movement. In 1941, she graduated as a medical doctor from the Royal College of Medicine (later attached to the University of Baghdad). She was the co-founder and first president of the Iraqi Women's League in 1952, and spent the 1950s researching and eradicating the indigenous bejel bacteria in southern Iraq. Dr Suad Khalil Ismail was another Iraqi woman pioneer. From 1969 to 1972, Dr Ismail served as Minister of Higher Education and Scientific Research and during this period she worked hard to raise the level of higher education in Iraq and, in particular, to improve the educational situation of Iraqi women [2]. During the 1990s, women faculty members in Iraqi universities and research centres made up more than 30% of the total number of faculty members; moreover, 26% of the teaching staff in the College of Veterinary Medicine of the University of Baghdad were women [3]. The worldwide feminisation of the veterinary profession has been the subject of

many studies and publications [4]. Studies on the educational climate are somewhat more limited and no studies seem to have been carried out on gender distribution in veterinary education in the Arab world; more particularly, in Iraq.

This article intends to describe the gender distribution of the veterinary profession in Iraq and current trends in the numbers of female veterinary graduates, and to compare them against worldwide trends in the feminisation of the veterinary profession.

The Iraqi educational system

Iraq established its education system in 1921. It began with the most important teaching institutions for higher learning, specialising in human medicine, veterinary medicine, engineering, law, and the arts. These became the colleges of the University of Baghdad in 1957 [5].

The educational policy of Iraq was laid down in three Acts passed in the 1970s: the Illiteracy Eradication Act (1971), the Free Education Act (1974), and the Compulsory Education Act (1978). Within two decades, the educational status of women in Iraq had been transformed, especially when compared to neighbouring countries in the region. Illiteracy among women dropped from 91% in 1957 to 12% in 1990; partly because education was made mandatory and also because of the establishment of a free educational system, which included all stages of learning, from primary school to higher education [6].

According to the UNESCO and Education in Iraq Fact Sheet (28 March 2003), the education system in Iraq before 1991 was one of the best in the region, with a gross enrolment ratio of over 100% for primary schooling, and an advanced level of literacy, for both men and women. Higher education, especially in the scientific and technological institutions, was of an international standard, and these institutions were staffed by highly qualified personnel [7].

Veterinary colleges and women veterinarians in Iraq

The first College of Veterinary Medicine (CVM) was established in Baghdad in the 1950s, and became affiliated to the University of Baghdad in 1958. This college has provided veterinary education and prepared graduates and veterinarians for more than 56 years [8]. Layla Al-Bassam and Faeza Al Madfae were the first women to be accepted into the CVM in 1966, and they graduated in 1971, becoming the first female veterinarians in Iraq (Fig. 1).

Fig. 1
Layla Al Bassam (circled) on Graduation Day in 1971

Since her graduation, Dr Al-Bassam has worked as a tutor in the Microbiology Department of the CVM, University of Baghdad. She gained her Master's Degree in Microbiology and her PhD in Veterinary Medicine. She is currently Head of the Microbiology Department in the CVM of the University of Diyala.

The first veterinary school in Iraq, affiliated to the University of Baghdad, remained the sole CVM until 1976. The second college was founded at the University of Mosul in 1976, and its first class graduated in 1981. At present, there are 14 CVMs in Iraq, two of which have been established only recently, in 2011 (Table I).

Table I
Name, and year of establishment, of the Colleges of Veterinary Medicine in Iraq

Order of establishment	University	Year of establishment
1	University of Baghdad/College of Veterinary Medicine	1955
2	University of Mosul/College of Veterinary Medicine	1976
3	University of Basrah/College of Veterinary Medicine	1993
4	University of Al Qadisiyah/College of Veterinary Medicine	1993
5	University of Sulaimani/College of Veterinary Medicine	1995
6	University of Dohuk/College of Veterinary Medicine	1996
7	University of Diyala/College of Veterinary Medicine	2002
8	University of Anbar/College of Veterinary Medicine	2006
9	University of Tikrit/College of Veterinary Medicine	2006
10	University of Babylon/College of Veterinary Medicine	2007
11	University of Kerbala/College of Veterinary Medicine	2008
12	University of Kufa/College of Veterinary Medicine	2008
13	University of Wasit/College of Veterinary Medicine	2011
14	University of Al Muthanna/College of Veterinary Medicine	2011

These colleges differ with respect to the number of students, staff members, technicians, personnel and equipment that they have. Since 2003, and the Second Gulf War, the infrastructure in all of these institutions was looted, damaged or burned down, including the records of the CVMs, which has led to many obstacles when trying to obtain adequate information on the total number of veterinarians who graduated from Iraqi universities.

There are currently 11,000 (both male and female) veterinary graduates registered in the Iraqi Veterinary Syndicate, according to a study on human resource management by Mashatet in 2010 [9], and the final report of the Iraq State Company for Veterinary Services (2011) [10]. However, there is no breakdown of the gender distribution among graduates. The restrictions on obtaining full information and data are the result of looting, damage, and burning of governmental archives. Consequently, only data from 1999 to 2012 were available for analysis, to gain an impression of the trends concerning women in veterinary medical education.

Data on the number of graduates from the first four established CVMs (Universities of Baghdad, Mosul, Basrah and Al Qadisiyah) were collected for this study. The total number of graduates and the percentages of males and females were determined.

Between 1999 and 2012, a total of 1,669 women (38.19%) were among the 4,370 graduates from the CVMs of the Universities of Baghdad (UBag), Mosul (UMos), Basrah (UBas), and Al Qadisiyah (UQad) (Figs 2 & 3).

There have been fewer female graduates than males over the last 14 years (1999–2012). However, there were variations in the distribution of male and female graduates among the four colleges in each individual year. In 2001, the percentage of females at CVM/UQad was slightly higher than that of males, at 51.61% of the total number of graduates, and in 2009, it was again slightly higher at 50.94% (Fig. 4). The situation was different at CVM/UBas, where the percentage of females was lower in each year, except in the year 2000, when the

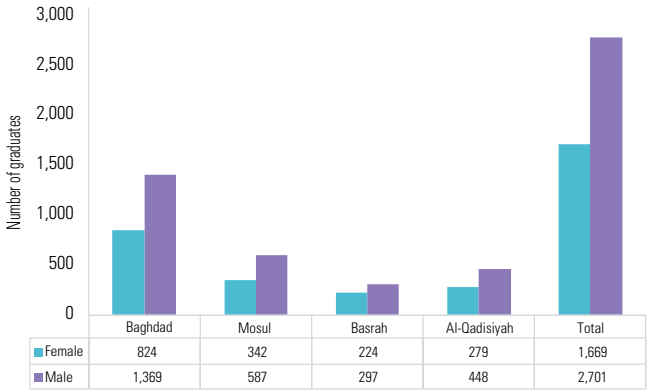

Fig. 2
Distribution of female and male graduates from four colleges of veterinary medicine and the total number of graduates over the last 14 years (1999–2012)

percentage of females was more than half: 52.17% (Fig. 5). At CVM/UMos, the number of male graduates was higher than that of females in every year (Fig. 6). Circumstances were different again, and more variable, at CVM/UBag. In 1999 and 2000, the percentages of men and women were almost equal, but the number of females dropped dramatically between 2001 and 2008. However, the percentage of female graduates rose quickly in 2009 and started to become equal again in 2010 and 2011 (Fig. 7).

Feminisation in the veterinary profession: a comparison between Iraq and other countries

Most occupations are not gender neutral. Veterinary medicine has, historically, been a male-dominated field that is becoming rapidly and dramatically feminised in different parts of the world [4]. As studies from the United States of America (USA) and the United Kingdom (UK) show, the gender balance of the veterinary profession has changed considerably over the past 30 to 40 years; having previously been very much in the minority, women now make up about 50% of the profession, and the proportion is set to rise further, given that women account for nearly 80% of the students at veterinary school [11].

In the USA, the proportion of women practising veterinary medicine grew from 1.8% in 1960 to 36% in 1999, and is expected to reach 67% by 2015 [12]. A number of factors affected enrolment to veterinary colleges between 1975 and 1995, and the shift to more female students started after 1972, when legislation was introduced in the USA prohibiting discrimination against women students. In her study [13], Lincoln refutes the common misconception that women did not care about salaries because they had a husband's earnings to fall back on. She demonstrated that men and women were equally affected by tuition fees and salaries but, in terms of a postgraduate degree, she found that fewer men than women were graduating with a Bachelor's degree, and that men were not applying in the same numbers because they did not have the prerequisites.

The situation was similar in the UK, and a similar shift had also been observed, due to similarities in the demographic trends [11].

In Canada, at the Ontario Veterinary College of the University of Guelph, enrolment patterns have proved to be consistent with predictions. Admissions have consisted

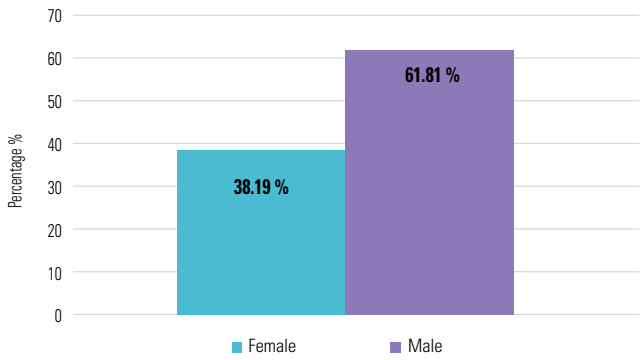

Fig. 3
Total percentages of female and male graduates from four colleges of veterinary medicine over the last 14 years (1999–2012)

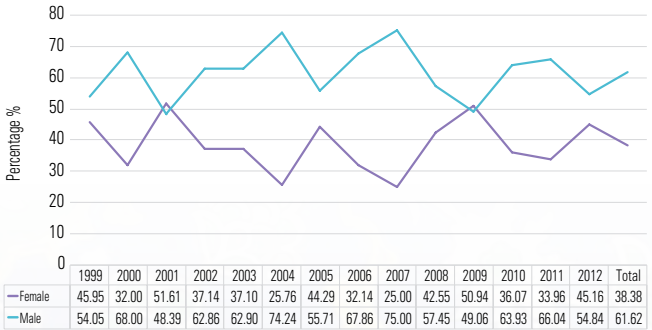

Fig. 4
Gender distribution at the College of Veterinary Medicine of Al-Qadisiyah University

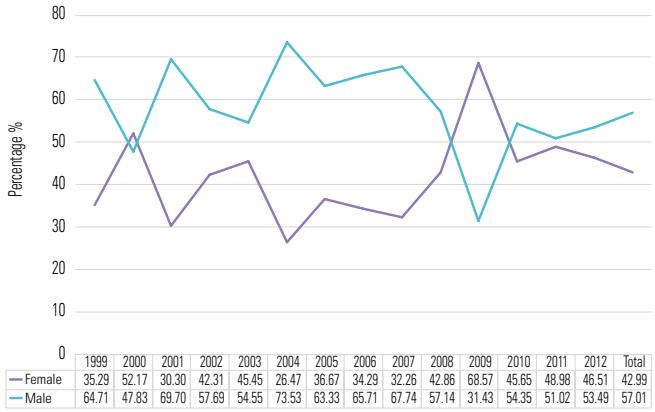

Fig. 5
Gender distribution at the College of Veterinary Medicine of the University of Basrah

Fig. 6
Gender distribution at the College of Veterinary Medicine of the University of Mosul

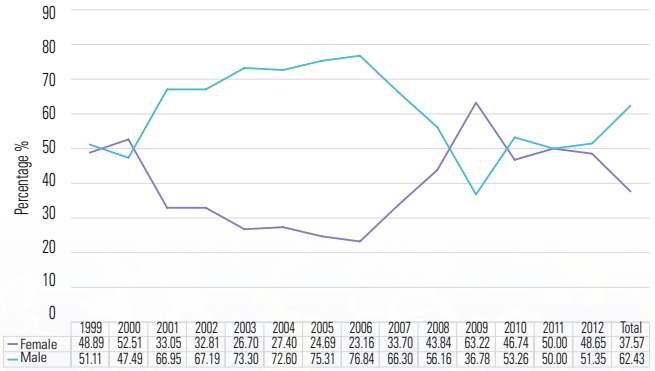

Fig. 7
Gender distribution at the College of Veterinary Medicine of the University of Baghdad

of approximately 70% female students in each class over consecutive years from 1989 to 1992. The impact of this shift on the veterinary profession is thought to be profound. It has been predicted that, if the trend continues, veterinary medicine will become a female-dominated profession [14]. Jeanne Lofstedt (2003) [15] stated that 43% of the practising veterinarians in Canada are female, and women represented the majority of the veterinary profession by 2007 [16, 17, 18].

In Australia, the 50:50 male–female ratio among first-year students at the University of Queensland between the years of 1985 and 1986 had become 38:62 a decade later. One estimate even has female students making up 85% of the veterinary college admissions [19].

Feminisation in the veterinary profession is also a phenomenon in most European countries. In the Netherlands, the average percentage of female first-year students between 1988 and 1992 was 60%; and this percentage increased to 70%. Between 1988 and 1999, the average percentage of female graduates in the Netherlands grew from 35% to 60% [20].

In Turkey, the veterinary profession also displays a trend towards feminisation, although it is occurring at a slower rate than that of other developed countries [21].

In Iraq, the veterinary profession has remained mostly dominated by males, compared to the feminisation that has occurred elsewhere in the world. There are many factors contributing towards this trend, the first being the social perception that this is still 'a man's job' and not a woman's. The second is a combination of socio-economic factors. Veterinary medicine is not very attractive to most Iraqi parents, who would prefer that their daughters become physicians, dentists, pharmacists or teachers, and not veterinarians, which they locally term 'animal doctors'. They tend to think that their daughters would be especially well suited to dealing with people (in particular, to treating other women and children or teaching children) and would prefer them to work in the same geographic area. They also think about future employment opportunities, because, as a physician, a woman can open and own her own private clinic and earn a high income compared to that of a veterinarian. They believe that, even if a woman veterinarian opened her own private veterinary clinic, she would have no clients, because people do not believe in paying money to treat an animal. Furthermore, ownership of companion animals is very rare. Moreover, if she opened a private clinic

in a village, she would almost certainly have to compete with a male veterinarian who was already there, and most villagers prefer to visit the male veterinarian, as most cases involve larger animals, such as cattle, buffalo, sheep and goats. In addition, when vaccinating livestock, the veterinarian must visit the field and women are often considered ill-suited for this kind of work outside their clinics. Various other social factors also come into play. Since 2003, other fears have been raised, such as political factors, sectarianism and loss of safety, which have had a great effect on the veterinary profession, since many Iraqi veterinarians have been kidnapped or murdered during their work.

The third and most important factor hampering feminisation of the veterinary profession in Iraq is the matriculation grade-point average and centralised selection of students. Since women students usually receive a higher matriculation grade-point average, this enables them to be more successful in gaining places in medical college and dentistry than their male counterparts, and this affects the number of women who apply for entry to CVMs.

Finally, the percentage of males and females entering the veterinary and other professions is not affected by tuition fees and salaries in Iraq, because university education is free and salaries are equal for men and women. Since 1986, there has been no discrimination between men and women in terms of governmental salaries and educational opportunities. Iraq became one of the first countries to ratify the Convention on Elimination of all forms of Discrimination Against Women (CEDAW) [22].

Conclusions

The first female Iraqi veterinarians graduated from the College of Veterinary Medicine of the University of Baghdad in 1971–1972. The present study reports a low percentage (38.19%) of female veterinarians in comparison to males (61.81%) in Iraq today. Societal perceptions, socio-economic factors and matriculation grades are all factors that contribute towards a male-dominated profession. However, tuition fees and salaries have been shown to have little or no effect on the numbers of female students, because education is free in Iraqi universities and women are not discriminated against. In conclusion, veterinary medicine is still a male-dominated profession in Iraq in comparison to other countries and regions in the world, such as USA, the UK and other European countries.

References

1. Kazimi N. (2007). – Talisman Gate: unconventional thinking about the Middle East. Naziha al Dulaimi, 1923–2007, 9 October 2007. Available at: http://talismangate.blogspot.co.uk/2007/10/naziha-al-dulaimi-1923-2007.html (accessed on 10 December 2013).
2. Christensen M.K.I. (2013). – Worldwide Guide to Women in Leadership: Republic of Iraq/ Al Jumhouriya al-'Iraqia (female suffrage 1964/1980). Available at: www.guide2womenleaders.com/Iraq.htm (accessed on 11 December 2013).
3. Higher Education and Research, Studies, Planning, and Follow up Directorate (2000). – Statistical analyses of annual reports of Iraqi universities. Baghdad, Iraq.
4. Smith C.A. (2006). – The gender shift in veterinary medicine: cause and effect. *Vet. Clin. North Am. small Anim. Pract.*, **36**, 329–339.
5. Issa J.H. & Jamil H. (2010). – Overview of the education system in contemporary Iraq. *Eur. J. social Sci.*, **14** (3), 360.
6. Ranjan R.K. & Parkash C.J. (2009). – The decline of the education system in Iraq. *J. Peace Stud.*, **16**, 1–2.
7. United Nations Educational, Scientific and Cultural Organization (UNESCO) (2003). – UNESCO and education in Iraq. Fact sheet, 28 March. Available at: http://portal.unesco.org/en/ev.php-URL_ID=11216&URL_DO=DO_TOPIC&URL_SECTION=201.html (accessed on 11 December 2013).
8. Al-Salihi K.A. (2012). – An insight into veterinary education in Iraq. *Vet. Rec.*, **171**, 316–317. doi: 10.1136/vr.e5145.
9. Mashatet J.D. (2010). – Iraqi human resource management [in Arabic].
10. Abbass S.F. & Mashatet J.D. (2012). – The reality of veterinarians in the Iraq state company for Veterinary Services. The prospects until the year 2023 [in Arabic].
11. Anon. (2010). – Sex and the profession. *Vet. Rec.*, **167** (24), 916. doi:10.1136/vr.c7111.
12. Byington T.C. (2006). – Post/DVM educational intentions among third-year veterinary medical students: a hierarchical analysis of mentoring, gender, and organizational context. A dissertation submitted to Washington State University Individual Interdisciplinary Degree Program.
13. Lincoln A.E. (2010). – The shifting supply of men and women to occupations: feminization in veterinary education. *Social Forces*, **88**, 1969–1998.
14. Han L.A. & Melese-d'Hospital P. (1989). – The gender shift in the veterinary profession and attitudes towards animals: a survey and overview. *Vet. med. Educ.*, **16** (1), 27–30.
15. Lofstedt J. (2003). – Gender and veterinary medicine. *Can. vet. J.*, **44** (7), 533–535.
16. Rucker M.J. (2002). – Gender changes and the future of our profession. *J. vet. med. Educ.*, **29** (2), 63–65.
17. Anon. (2002). – News—Summary of the Proceedings at the 2002 Summit Meeting Considering the Report of the CVMA Task Force on: Education, Licensing, and Expending the Scope of Veterinary Practice. *Can. vet. J.*, **43**, 755–757.
18. Shaw D. (2001). – Gender and the profession — an issue or not? *Can. Vet. J.*, **42** (1), 12–13.
19. Heath T.J. (1998). – Longitudinal study of career plans and directions of veterinary students and recent graduates during the first five years after graduation. *Aust vet. J.*, **76** (3), 181–186.
20. Koolmees P.A. (2000). – De feminisering van de diergeneeskunde in Nederland, 1925-2000 [Feminization of veterinary medicine in the Netherlands 1925–2000] [in Dutch]. *Argos*, (**23**), 125–131.
21. Gül R.T., Ozkul T., Akçay A. & Ozen A. (2008). – Historical profile of gender in Turkish veterinary education. *J. vet. med. Educ.*, **35** (2), 305–309.
22. General Federation of Iraqi Women (GFIW)/ United Nations Children's Fund (UNICEF) (2003). – A preliminary study on the impact of sanctions and war on Iraqi women's health, social, cultural, and educational life. GFIW, Baghdad. Available at: www.unicef.org/evaldatabase/files/Iraq_2003_Impact_of_Sanctions_and_War.pdf (accessed on 11 December 2013).

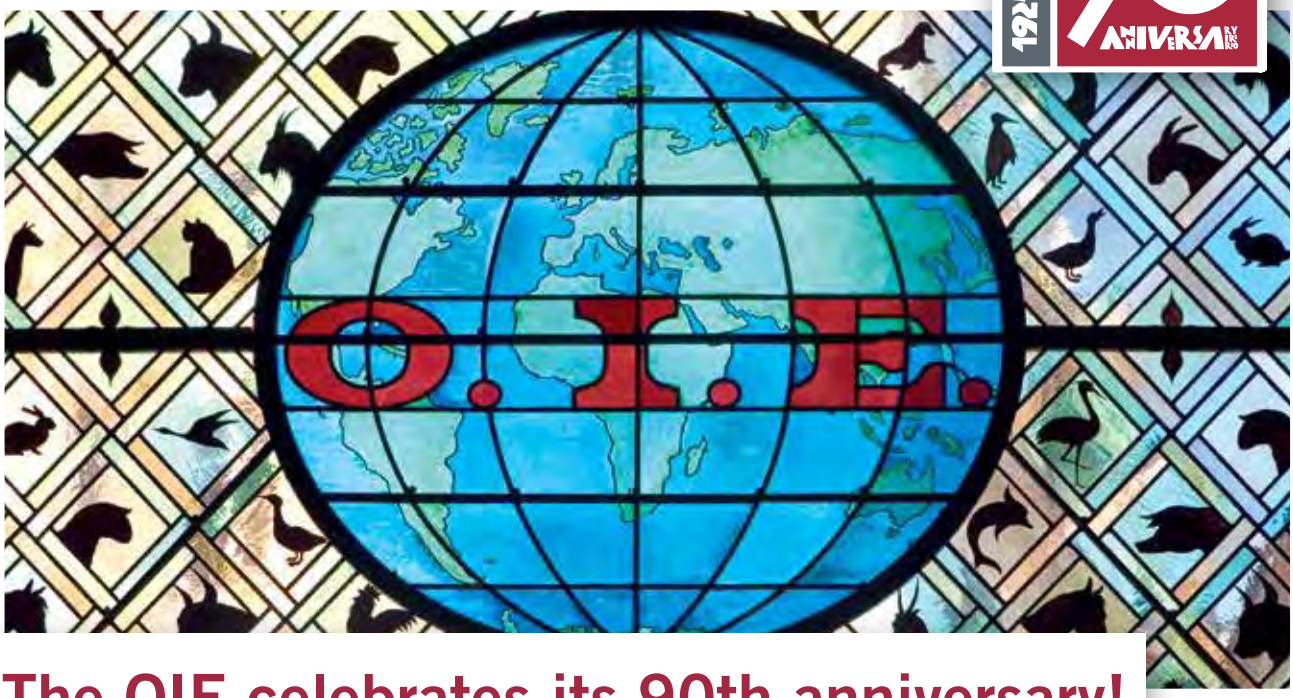

The OIE celebrates its 90th anniversary!

The OIE was established on 25 January 1924, making it 90 years old in 2014. It has already achieved a succession of major milestones over the past nine decades.

Through the four bulletins to be published in 2014, the Communication Unit will take you on a journey to rediscover the OIE's history by reviewing some key dates and four major themes: standards, transparency, expertise and solidarity.

Establishment of the OIE

- In 1920, rinderpest occurred unexpectedly in Belgium when infected zebu cattle from India on their way to Brazil stopped in transit at the port of Antwerp. The serious economic consequences of this animal disease episode prompted France to spearhead an international conference to which all countries were invited. Forty-two attended.
- The first international conference was held in Paris in May 1921. It called for an international office for the control of infectious animal diseases to be established in Paris. Less than three years later, 28 countries had joined the venture…

During the 1921 Conference, a group of VIPs visited the National Veterinary School (ENVA) at Alfort

Twenty-eight countries signed the International Agreement establishing the Office International des Epizooties in Paris on 25 January 1924: Argentine Republic, Belgium, Brazil, Bulgaria, Czechoslovak Republic, Denmark, Egypt, Finland, France, Great Britain, Greece, Guatemala, Hungary, Italy, Luxembourg, Mexico, Morocco, Netherlands, Peru, Poland, Portugal, Principality of Monaco, Romania, Siam, Spain, Sweden, Switzerland and Tunisia.

'Revisiting the OIE's institutional memory over the coming months will enhance the general public's understanding and knowledge of the organisation and reaffirm its values, which are both scientific and those of an international community working towards the same goal and sharing a common culture.'
Dr Bernard Vallat, Director General of the OIE

A special website to commemorate the OIE's 90th anniversary

The OIE launches a dedicated website to mark its 90th anniversary: www.90.oie.int/en/

The trilingual site (French, English and Spanish) will feature news, historical articles and monthly dossiers retracing the OIE's key actions since it was established in 1924.

The site can be browsed in a number of ways:
– by major theme
– by monthly dossier
– by date and keyword
– using an interactive map of the OIE, its Member Countries and network.

Scan this 2D barcode to go to the website

Subscribe to the monthly Newsletter!

Each month, rediscover the OIE through major milestones in its history.

Scan this 2D barcode to read the newsletter

90 years… of standards

Protecting safe trade in animals and animal products

OIE international standards are recognised by the World Trade Organization (WTO) as the international reference sanitary rules, which its Member Countries can use to protect themselves from the introduction of diseases and pathogens, without setting up unjustified animal health barriers.

OIE standards are prepared by Specialist Commissions and Working Groups which bring together internationally renowned scientists. They are adopted by the OIE World Assembly of Delegates and incorporated into the OIE Codes and Manuals.

This well-defined standard-setting structure was not built in a day but in successive stages over the last century. Below are some key milestones in the history of OIE standards.

Who develops OIE standards?

The OIE Specialist Commissions use current scientific information to develop and revise OIE standards. They work with top scientists and routinely seek the views of Delegates of OIE Member Countries on new and revised draft texts. At each General Session, these draft texts are discussed and formally adopted as OIE standards. In this way the Terrestrial Code Commission and Aquatic Animals Commission ensure the quality of the information included in the *Terrestrial Code* and *Aquatic Code*.

Other OIE Specialist Commissions work on more specific issues, including the Scientific Commission for Animal Diseases (Scientific Commission) and Biological Standards Commission (Laboratories Commission).

Where are OIE standards published?

The OIE *Codes*

1968 First edition of the *Terrestrial Animal Health Code (Terrestrial Code)*

1995 First edition of the *Aquatic Animal Health Code (Aquatic Code)*

The *Terrestrial Code* and *Aquatic Code* set out standards to ensure the safety of international trade in terrestrial and aquatic animals and their products, while avoiding unjustified sanitary barriers to trade. The *Codes* address the OIE's traditional areas of responsibility — animal health, including zoonoses (animal diseases transmissible to humans) — and, more recently, animal welfare and food safety. A new issue of each *Code* is published every year following the adoption of new resolutions by OIE Member Countries.

The health measures in the *Codes* should be used by the veterinary authorities of importing and exporting countries.

The OIE *Manuals*

1989 First edition of the *Manual of Diagnostic Tests and Vaccines for Terrestrial Animals (Terrestrial Manual)*

1995 First edition of the *Manual of Diagnostic Tests for Aquatic Animals (Aquatic Manual)*

The *Terrestrial Manual* and *Aquatic Manual* provide a harmonised approach to internationally validated diagnostic methods and procedures for the production and control of vaccines and other biological products. The OIE Biological Standards Commission (or Laboratories Commission), founded in 1949, oversees the production of the *Terrestrial Manual*. A new issue of each *Manual* is published every four years.

On what basis are OIE standards recognised?

1994 OIE standards: reference texts recognised by WTO

WTO recognises the OIE as the international standard-setting body for matters relating to animal health and zoonoses. As the World Organisation for Animal Health, the OIE is the only international organisation with the scientific expertise and recognised authority to develop animal health standards under international law.

1998 World Trade Organization Agreement on the Application of Sanitary and Phytosanitary Measures (SPS Agreement)

As the relevant organisation for standard-setting, the SPS Agreement recognises the OIE's authority to develop standards, guidelines and recommendations on animal health and zoonoses, thereby according the utmost importance to standards set by the OIE.

The SPS Agreement is crucial to international trade in animals and animal products and to provisions for the global harmonisation of animal health measures.

Keywords of OIE standard-setting:

- consensus
- neutrality
- expertise
- reference

Test your knowledge!
Go to p. 95 for a quiz on the OIE standards

OIE publications

Trilingual publication
April 2014

29.7 x 21 cm
Approx. 350 pages
ISBN 978-92-9044-929-4
Price: EUR **65**

Animal welfare: focusing on the future
Scientific and Technical Review, Vol. **33** (1)

Coordinated and edited by:
David J. Mellor & A.C. David Bayvel

The science of animal welfare, now approximately 40 years old, developed from ethology, physiology, pathology, biochemistry, pharmacology, genetics, immunology, nutrition, cognitive-neuroscience and veterinary epidemiology, and incorporated established knowledge and practical understanding from these fields. These foundational ideas evolved into our current understanding that animal welfare is a state within an animal, being the net outcome of all internally and externally derived emotional or affective experiences the animal may have at any one time.

This issue of the *Scientific and Technical Review*, suggested by the OIE Collaborating Centre for Animal Welfare Science and Bioethical Analysis, outlines contemporary thinking about factors that promote or jeopardise the productivity, health and welfare of the wide range of animals used for human purposes. It also considers likely future developments in animal welfare thinking and management and, where possible, references influences of the diverse practical, economic, political, socio-cultural and religious factors that may be encountered globally in various cultural contexts.



2014

29.7 x 21 cm
Approx. 500 pages
ISBN 978-92-9044-954-6
Price: EUR **60**

Camelid Infectious Disorders

Ulrich Wernery, Jörg Kinne & Rolf Karl Schuster

This edition of *Camelid Infectious Disorders*, published and distributed by the OIE, provides an up-to-date reference book covering all infectious diseases in camelids.

The book is divided into chapters on bacterial, viral, fungal and parasitic diseases, each section containing information on aetiology, epidemiology, clinical signs, pathology, diagnosis, prevention and control.

The eminently qualified authors, Drs Ulrich Wernery, Jörg Kinne and Rolf Karl Schuster, have combined their expertise and extensive experience in microbiology, pathology and parasitology to share their knowledge with colleagues around the world.

Order online now! WWW.OIE.INT/BOUTIQUE

August 2013
29.7 x 21 cm
32 pages

Guide to Veterinary Statutory Body Twinning Projects

The aim of the OIE Veterinary Statutory Body (VSB) Twinning Programme is to encourage the creation or strengthening of national VSBs and to ensure that they fulfil their responsibilities, whilst complying with international standards. VSBs are essential for regulating the veterinary network under the Veterinary Authority (comprising both public and private sector components of Veterinary Services).

This guide details the scope and processes of the preparation of a VSB twinning project.

This guide is available on the OIE website at: www.oie.int/VSB_Twinning_Guide.pdf



2014

29.7 x 21 cm
86 pages
ISBN 978-92-9044-955-3
Price: EUR **25**

Responsible and Prudent Use of Antimicrobial Agents for Animals

International Solidarity to fight against Antimicrobial Resistance

Booklet of the OIE Global Conference held in Paris, France, from 13 to 15 March 2013

More than 300 participants from over 100 countries attended the first Global Conference on the Responsible and Prudent Use of Antimicrobial Agents for Animals, organised by the OIE and held in Paris from 13 to 15 March 2013. They included OIE Delegates, OIE National Focal Points for Veterinary Products, representatives from intergovernmental organisations, experts, professionals, policymakers, industry representatives, non-governmental organisations and potential donors.

The conference provided an overview of the current situation, regarding antimicrobial use from different perspectives and examining antimicrobial resistance worldwide. It also provided an opportunity to present and discuss possible ways of promoting the prudent and responsible use of antimicrobial agents in animals and preventing and fighting the development of antimicrobial resistance at national, regional and international levels.

This booklet gives a summary of the presentations made at this global conference and includes the recommendations adopted by the Scientific Committee of the conference and all its participants.



2014

29.7 x 21 cm
150 pages
ISBN 978-92-9044-957-7
Price: EUR **50**
Sold together with the *Guidelines for Wildlife Disease Risk Analysis*: EUR **60**

Manual of Procedures for Wildlife Disease Risk Analysis

Co-published by the OIE and IUCN (International Union for Conservation of Nature)

Edited by Richard M. Jakob-Hoff, Stuart C. MacDiarmid, Caroline Lees, Philip S. Miller, Dominic Travis & Richard Kock

The *Manual of Procedures for Wildlife Disease Risk Analysis* provides a practical guide that will be useful to the growing and diverse range of professionals involved in assessment and management of wildlife-associated disease risk scenarios. This document has been co-written by 22 specialists in the fields of wildlife disease ecology, epidemiology, risk analysis, modelling, disease surveillance, diagnostics, wildlife management, research, teaching and conservation planning. These authors have pooled their knowledge and experience to make tools and processes at the cutting edge of wildlife disease risk analysis accessible to a broad global audience in an effort to ensure healthy ecosystems through better decision-making. This is a companion volume to the *Guidelines for Wildlife Disease Risk Analysis* (see right).

2014

29.7 x 21 cm
24 pages
ISBN 978-92-9044-958-4
Price: EUR **20**
Sold together with the *Manual of Procedures for Wildlife Disease Risk Analysis*: EUR **60**

Guidelines for Wildlife Disease Risk Analysis

Co-published by the OIE and IUCN (International Union for Conservation of Nature)

The G*uidelines for Wildlife Disease Risk Analysis* will be of value to those policy-makers and decision-makers faced with the social, political and technical complexities involved in wildlife-disease-associated scenarios. It provides an overview of the science-based processes and tools available for wildlife disease risk analysis and their application to a broad range of contemporary issues, including human–wildlife interactions, domestic animal–wildlife interactions and the impacts of massive ecological change on biodiversity conservation. This is a companion volume to the *Manual of Procedures for Wildlife Disease Risk Analysis*.

Order online now! WWW.OIE.INT/BOUTIQUE

OIE tools for improving the quality of veterinary education

Good governance of Veterinary Services depends largely on the quality of the initial training received by veterinarians. The OIE continues to develop tools for capacity building of Veterinary Services, with the objective of improving the quality of veterinary education worldwide.

The OIE has published two documents on this subject:



Veterinary Education Core Curriculum

OIE Guidelines

September 2013

www.oie.int/Veterinary_Education_Core_Curriculum.pdf

OIE recommendations on the Competencies of graduating veterinarians ('Day 1 graduates') to assure national Veterinary Services of quality

May 2012

www.oie.int/fileadmin/Home/eng/Support_to_OIE_Members/Vet_Edu_AHG/DAY_1/DAYONE-B-ang-vC.pdf

These recommendations set out the minimum competencies (also referred to as the OIE 'Day 1 Competencies') needed by graduating veterinarians to be adequately prepared for participation in their national Veterinary Services (both the public and private sectors) at entry level. High-quality veterinary education is of crucial importance to maintaining efficient Veterinary Services, and improving the quality of veterinary education is therefore a key component of any plan to improve the governance of Veterinary Services worldwide.

Within the framework of the PVS pathway, the OIE has developed procedures for twinning Veterinary Education Establishments; i.e. developing strong relationships between universities from developed and developing countries, based on the successful OIE Laboratory Twinning Programme. Moreover, it has now published:

A Guide to Veterinary Education Twinning Projects

September 2013

www.oie.int/Veterinary_Education_Twinning_Guide.pdf

The twinning of Veterinary Education Establishments is an important initiative for improving the quality of veterinary training and broadening the educational boundaries of both institutions to better protect both human and animal health. It is based on exchanges of both teachers and students.



July 2011

29.7 x 21 cm
246 pages
ISBN 978-92-9044-844-0
Price: EUR **25**

Evolving veterinary education for a safer world

Proceedings of the First OIE Global Conference on Veterinary Education
Paris, 12-14 October 2009

In a rapidly changing world, veterinary education must face new challenges and continually evolve to meet societal demands in the field of prevention and control of diseases food security, food safety, public health and animal welfare. Appropriate education and training have a direct effect on the quality and performance of public and private components of Veterinary Services. Therefore, the OIE considering the issue of initial and continuous veterinary education is part of its commitment to encouraging its Members to strengthen the animal health policies and activities of their national Veterinary Services, decided to organise the first OIE global conference on veterinary education in 2009.

World Deans and Directors of veterinary training institutions and key national veterinary education policy makers, now speaking with one voice, have provided great collaborative work for the making of the first global recommendations on veterinary education.

These OIE conference proceedings provide a clear vision of the way veterinary education must evolve worldwide in order to comply with societal demands and with the concept of 'global public good' and the role the OIE and partners must undertake in supporting this evolution.

Trilingual publication
August 2009

29.7 × 21 cm
445 pages
ISBN 978-92-9044-761-0
Price: EUR **55**

Veterinary education for global animal and public health
Scientific and Technical Review, Vol. **28** (2)

Coordinated by: Donal A. Walsh

This issue of the *Scientific and Technical Review* is devoted to the improvement of student education in animal and public health in every veterinary faculty in the world. Its content will be of interest to all those involved in veterinary medicine.

This set of 49 papers is devoted to defining the animal and public health education that *every* veterinary student in the world should receive, irrespective of their intended career path and whether or not they will be directly working within the field of veterinary public health. Other papers are devoted to the question of how this education can be achieved within an already packed curriculum.

OIE portal on veterinary education: www.oie.int/en/support-to-oie-members/veterinary-education/

Order online now! WWW.OIE.INT/BOUTIQUE

news from headquarters

Staff movements

Arrivals

Communication Unit
Dr Catherine Bertrand-Ferrandis
Head of Unit

Dr Catherine Bertrand-Ferrandis took up her post as Head of the OIE Communication Unit on 1 November 2013.

After graduating from France's National Veterinary School of Toulouse (ENVT) in 1999, she began her career as a veterinary practitioner, followed by a spell at the French Ministry of Agriculture, where she managed communication on the subject of proper pesticide management. She then turned to professional journalism, where she rose to become chief editor of one veterinary journal and publisher of several others.

We extend her a warm welcome and wish her and her team the best of luck in implementing the OIE's ambitious communication strategy.

Administration, Logistics and Publications Department
Ms Aline Rousier
Documentalist

Aline Rousier took up her post as documentalist at OIE Headquarters on 15 November 2013.

With her multidisciplinary training in science, history and documentation, Aline has worked for 15 years as a scientific documentalist and information specialist in the private and research sectors.

She is responsible for running the OIE documentation centre by collecting and listing all OIE publications and any scientific information of interest to the OIE and making them available online through the intranet, extranet and 'Alexandrie' document database accessed from the OIE website. Aline's other duties include organising the archives, in particular helping to preserve the OIE's institutional memory, and developing research and literature monitoring.

Scientific and Technical Department
Dr Simona Forcella
Chargée de Mission

Dr Simona Forcella joined the Scientific and Technical Department in October 2013, after having worked at the Animal Health Information Department since April 2010.

During her time in the Animal Health Information Department, she was responsible for active searches for 'non-official animal health information' . Among other duties, she also took part in: the development and testing of the second version of the World Animal Health Information System (WAHIS), and its interface, WAHID; a new system (WAHIS-Wild) for reporting diseases specific to wild species and its public interface; and the training of OIE Focal Points for Wildlife and for Disease Notification.

In her new position with the Scientific and Technical Department, Dr Forcella will work primarily on the recognition of countries' animal disease status, but also on other issues, including zoonoses.

Scientific and Technical Department

Dr Gregorio José Torres Peñalver

Chargé de Mission

In January 2014, Gregorio Torres joined the OIE Scientific and Technical Department as Chargé de mission, on secondment from the Spanish Ministry of Agriculture, Food and Environment Affairs.

Gregorio gained his degree in veterinary medicine at Córdoba University in Spain, in 2000. He has split his professional career between Spain, the United Kingdom and Italy, gaining experience in both the public and private sectors. In 2006 he completed his postgraduate degree in veterinary epidemiology at the University of London, then returned to Spain to become an official veterinarian.

Gregorio will be responsible for the secretariat of the Scientific Commission for Animal Diseases, and will also work on rabies and emerging diseases. The OIE is very pleased to welcome Gregorio as a staff member.

Regional Activities Department

Dr David M. Sherman

Chargé de Mission

Back in 2000, when Dr David Sherman was writing a textbook for veterinary students on international issues in veterinary medicine, he included a section on the OIE, realising that no discussion of international veterinary medicine would be complete without acknowledging the central role of the world's leading organisation for animal health. Little did Dr Sherman imagine that, in 2013, he would himself be working for the OIE.

Dr Sherman, an American veterinarian, joined the OIE in October of 2013 as Chargé de Mission in the Regional Activities Department. His primary responsibility is to serve as Coordinator of the Veterinary Legislation Support Programme, a component of the OIE PVS Pathway.

Dr Sherman received his veterinary degree from Ohio State University and an MS from the University of Minnesota; he also has a diploma from the American College of Veterinary Internal Medicine, and is board certified in large animal medicine. He taught large animal medicine at the University of Minnesota from 1980 to 1987 and at Tufts University School of Veterinary Medicine from 1987 to 1998. At Tufts, he was also Head of the International Veterinary Medicine Section and co-creator and Director of the Center for Conservation Medicine.

Dr Sherman is the author of Tending Animals in the Global Village: A Guide to International Veterinary Medicine, published in 2002. He also co-wrote the textbook Goat Medicine, first published in 1994, with a second edition published in 2009.

From 2001 to 2004, Dr Sherman was Chief of the Bureau of Animal Health in the state of Massachusetts. From 2004 to 2009, he worked in Kabul, Afghanistan, managing a nationwide, United States Agency for International Development (USAID)-funded programme to restore basic veterinary service delivery to livestock owners in that war-torn country.

Dr Sherman has worked and consulted in over 25 countries for a variety of international agencies, including the OIE, the World Bank, the United Nations Development Programme, the Food and Agriculture Organization of the United Nations, the Heifer Project and others. His field activities include transboundary animal disease control, animal health service delivery, veterinary infrastructure development, goat health and production, and veterinary and veterinary paraprofessional education.

Regional Activities Department

Dr Martial Petitclerc

Chargé de mission

After some time spent working for the OIE as a consultant, Dr Martial Petitclerc has now been seconded to the Organisation, with effect from 1 January 2014. As Chargé de mission, he will be working with the Regional Activities Department.

Dr Petitclerc graduated from the National Veterinary School in Toulouse (France) and holds certificates in bacteriology and clinical virology, immunology (from the Montpellier and Bordeaux Faculties of Medicine) and livestock and veterinary medicine in tropical regions (from the Institute of Livestock and Veterinary Medicine of Tropical Regions). He is a general inspector in veterinary public health and has held numerous posts in both this area and in the field of international cooperation: as head of technical services in animal health and food hygiene; director of a government laboratory; director of a Prefecture Veterinary Service; and head of cooperative projects in Côte d'Ivoire, Mauritius, Mauritania and Morocco. His special areas of competence include veterinary legislation, laboratories and quality assurance. He has already undertaken more than 30 missions for the OIE within the framework of the PVS Pathway.

Up until his recent appointment, Dr Petitclerc was a member of the General Council of Agriculture, Food and Rural Areas at the French Ministry of Agriculture.

At the OIE, Dr Petitclerc will provide the Regional Activities Department with support for the PVS Pathway, with an emphasis on field-based activities. We are very glad to welcome him.

Departures

Animal Health Information Department

Dr Vera Cecilia Ferreira de Figueiredo

Chargée de Mission

Dr Vera Cecilia Ferreira de Figueiredo joined the OIE Animal Health Information Department on 12 December 2011 as Chargée de Mission for a period of two years, on secondment from the Brazilian Ministry of Agriculture, Livestock and Food Supply (MAPA).

While Dr Figueiredo took part in all the Department's activities, her main work involved processing and verifying the different types of reports submitted to the OIE by Member Countries (immediate notifications and follow-up reports, six-monthly reports and annual reports); checking and analysing animal health information and preparing documents and publications on the global animal health situation. Dr Figueiredo also took part in testing the new functionalities being developed for the second version of WAHIS (the World Animal Health Information System) and its WAHID interface (the World Animal Health Information Database).

In December 2013, she returned to Brasilia and her work at MAPA's Official Veterinary Service.

We wish her all the best for her return home and every success in her work, where we are sure that the experience she has gained at the OIE will be put to good use.

Communication Unit

Ms Julie Strat

Chargée de mission

On 20 December 2013, Julie Strat stepped down from her post as Chargée de Mission in the OIE Communication Unit, where she has made an enormous contribution over her three years at the OIE, beginning in early 2010. She played a large part in the production of the OIE's films (including those on rinderpest, rabies and the organisation itself), and was an active participant in rolling out the new version of the OIE *Vade-mecum*.

We will miss her kindness and good humour (and her amazing memory!) and wish her well in the personal ventures that now take her to other continents.

Activities of the Communication Unit

The Director General presents his New Year Greetings to the press

On 8 January 2014, journalists were invited to a press breakfast to receive the Director General's New Year Greetings. This informal annual event provided an opportunity to discuss OIE events and activities in 2013 and its plans for 2014. The main topics addressed were antimicrobial resistance, veterinary education, animal welfare and transparency, as well as the OIE's current agreements and cooperation with other international organisations. The event also enabled journalists to meet the OIE's new communication team, who will be the main press contact for the remainder of the year.

OIE's Facebook page attracts more than 2,300 followers!

By late January 2014, just four months after the OIE Facebook page was launched, it was being followed by more than 2,300 fans. Traffic on the page is increasing steadily, as are the number of 'shares' and 'likes'. Each post is currently seen by around 1,000 people. Visitors' preferences? Animal health information, multimedia content, photos and videos.

Since the launch of this page on the social network, most of its visitors have come from the OIE website (www.oie.int), which has also seen a rise in the number of visits. The intended synergy would seem to be working.

To visit the OIE Facebook page: www.facebook.com/Worldorganisationforanimalhealth OIE

© OIE/C. Bertrand-Ferrandis

OIE/European Commission joint stand at International Green Week Berlin 2014

Berlin, Germany, 17–26 January 2014

For the third year in succession, the OIE shared a stand with the European Commission at International Green Week Berlin, Germany's famous international agricultural fair. The fair's 2014 theme was 'from farm to fork', providing an opportunity to host a wealth of activities to acquaint children with the concepts of livestock farming, traceability and the food chain. During one of the tours they could link various animals with the foodstuffs produced from them, while in the 'Feel & Touch' area they learned to recognise species by their footprint and fur or plumage.

Activities of the Communication Unit

OIE/European Commission animal balloons were available to only a lucky few and drew many envious looks!

© OIE/C. Bertrand-Ferrandis

Some curious animals turned up at International Green Week Berlin, Germany's famous international agricultural fair

© OIE/C. Bertrand-Ferrandis

At International Green Week Berlin, OIE President, Dr Karin Schwabenbauer, and Director General, Dr Bernard Vallat, met with Germany's new Secretary of State for Agriculture, fellow veterinarian Dr Maria Flachsbarth (pictured on the right)

© Commission européenne/ Graeme Taylor

Dr Vallat took advantage of his visit to Berlin to sign the stand's paintable cow

OIE seminar during the fair

International Green Week Berlin also provided an opportunity to hold a two-hour seminar, organised jointly with the German Federal Ministry of Food and Agriculture, entitled 'The contribution of animal health systems for scaling up food security and nutrition'.

The aim was to demonstrate the importance and interdependence of animal health and the proper functioning of Veterinary Services to ensure food safety. Four presentations illustrated the various facets of this subject:

– the experience of an OIE Member Country (by the German Ministry)

– relevant OIE international standards and working methods (by the Director General of the OIE, Dr Vallat)

– the impact of highly pathogenic avian influenza (HPAI) in Nepal on food security, the farming community and Veterinary Services (by the Delegate of Nepal to the OIE)

– challenges in HPAI diagnosis in resource-constrained countries (by the German Federal Research Institute for Animal Health – Friedrich-Loeffler Institute).

In the ensuing discussion, participants acknowledged the importance of the OIE's work in enhancing the quality of Veterinary Services, which in turn improves governance and world animal health. It was stressed that foreign aid programmes should take into account both specific technical needs on the ground and the international standards in force.

Activities of the Communication Unit

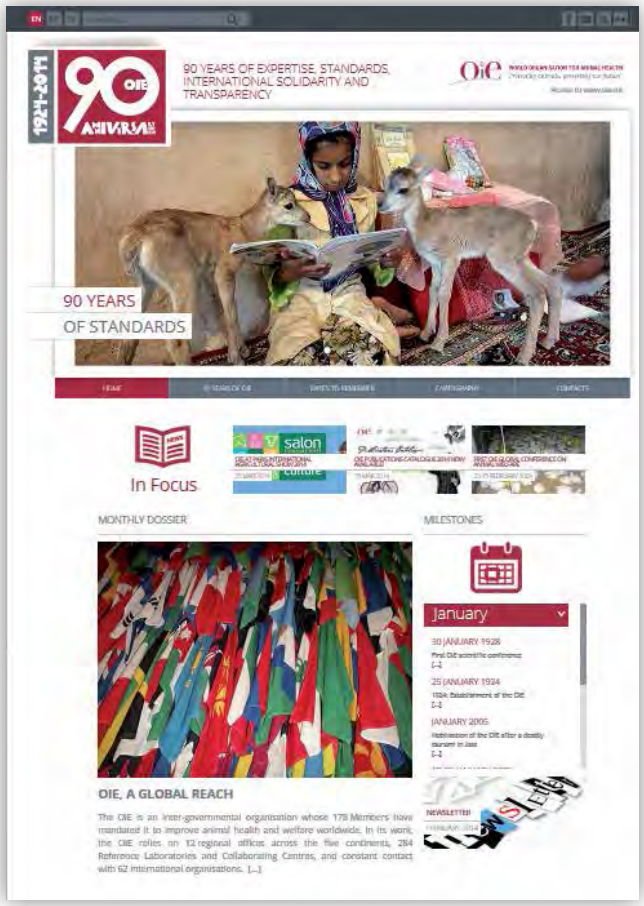

www.90.oie.int: an event website to mark the OIE's 90th anniversary goes online!

The OIE has launched a dedicated website to celebrate its 90 years in operation: www.90.oie.int

Throughout 2014, the website will feature milestone dates and events in the Organisation's life to provide new insights into its nine decades of service and advances in four key areas: standards, expertise, transparency and international solidarity.

The website can be browsed in a variety of ways: by key focus area, monthly dossier, date or keyword, or by using an interactive map to discover the OIE, its Members and its network. It also displays a monthly newsletter describing key milestones in the Organisation's history.

As the year unfolds, the website will be supplemented by further OIE news and events, in three languages (English, French and Spanish).

Golden Autumn
Russian Agricultural Exhibition

Moscow, Russia, 9–12 October 2013

© OIE/E. Panina

From left to right, at the OIE stand at Golden Autumn: Dr Etienne Bonbon, Advisor of the Deputy Director General of the OIE, and Dr Kazimieras Lukauskas, OIE Regional Representative in Moscow

The OIE was invited to host a stand at 'Golden Autumn', the Russian agricultural exhibition, by the Ministry of Agriculture of the Russian Federation, which kindly provided the space free of charge. The OIE's presence at Golden Autumn attracted many visitors, including Mr Ilja Shestakov, Deputy Minister of Agriculture; Dr Sergey A. Dankvert, Head of the Federal Service for Veterinary and Phytosanitary Surveillance ('Rosselkhoznadzor') and Mr Denis Trefilov, Director of the International Cooperation Department of the Ministry of Agriculture. Among the other visitors were Mr Sandor Fazek, Minister of Agriculture of Hungary; Mr Vigilijus Jukna, Minister

Activities of the Communication Unit

of Agriculture of Lithuania; and Mr Leonid Marinichint, First Deputy Minister of Agriculture of Belarus, as well as various other officials from neighbouring countries and the Russian regions.

The exhibition was opened by Mr Dmitry Medvedev, Prime Minister of the Russian Federation, and Mr Nikolai Fyodorov, Minister of Agriculture, who also chaired an accompanying conference on agricultural investment, including animal health and border controls.

There was a clear international presence at the exhibition, with large stands from neighbouring countries of Russia, including Hungary and Lithuania, and prominent European Union Member States, such as Germany, Italy and the Netherlands. The OIE also took this opportunity to discuss the signature of the Agreement for the OIE Regional Representation in Moscow with the Deputy Minister of Agriculture, Mr Shestakov, as well as the forthcoming official opening ceremony.

Future officials of France's Veterinary Services visit OIE Headquarters

On 14 January 2014, students of France's National School of Veterinary Services in Lyon (ENSV) paid a (now traditional) visit to OIE Headquarters. The 32 students, hosted by OIE Deputy Director General Dr Monique Eloit, were given a presentation by the Communication Unit explaining the OIE's missions and operation. After the coffee break, they had a chance to talk at length with a number of OIE heads of department whose participation was warmly welcomed by the Communication Unit.

François Dumas, head of initial education at ENSV, reported extremely positive feedback from the students on the quality of these exchanges and the hospitality they had received.

© ENSV

Activities of the Scientific and Technical Department

Summaries of the OIE Working Group and *Ad hoc* Group meetings

October to December 2013

Working Groups

Wildlife

OIE Headquarters, Paris, 4–7 November 2013

The Working Group was informed on recent and future OIE activities of interest; in particular, on the implementation of the database interface of the OIE worldwide monitoring system for wild animal diseases (WAHIS-Wild), the activities of the OIE Collaborating Centre, the work of OFFLU on the surveillance of wild birds for all strains of influenza virus, the training of OIE National Focal Points for Wildlife, and the planned OIE *Scientific and Technical Review* issue on 'One Health' (*Scientific and Technical Review*, **33** [2], to be published in August 2014).

The Working Group discussed the Trans-Frontier Conservation Areas (TFCAs) in relation to OIE Standards for disease-free zones and focused on two questions:

1) How can disease-free status be defined for countries that share TFCAs, considering the OIE *Terrestrial Animal Health Code* (*Terrestrial Code*)?

2) How do TFCAs affect those countries seeking disease-free status?

The Working Group also discussed the role of hunters in disease surveillance and encouraged the OIE to promote the goal of enhancing wildlife disease surveillance through the organised participation of hunters.

In addition, the Working Group provided comments on actions proposed by the Collaborative Partnership on Sustainable Wildlife Management. It reviewed wildlife health issues and emerging disease events that occurred worldwide in 2013 and included a summary in its meeting report.

Finally, members of the Working Group were involved in relevant *Ad hoc* Group meetings where wildlife played a role in the epidemiology of the disease.

Activities of the Scientific and Technical Department

Ad hoc Groups

Porcine Reproductive and Respiratory Syndrome

OIE Headquarters, Paris, 8–9 October 2013

The *Ad hoc* Group on Porcine Reproductive and Respiratory Syndrome (PRRS) finalised the draft chapter on PRRS for the *Terrestrial Code*, a process which began at the July 2013 meeting. Provisions were proposed for safe commodities; disease-free countries, zones or compartments; the recovery of disease-free status; the importation of certain commodities; and surveillance.

Schmallenberg Virus

OIE Headquarters, Paris, 10–11 October 2013

After the emergence of Schmallenberg virus (SBV) in Europe, some Member Countries expressed a wish to include SBV infection in the OIE List of notifiable diseases. The Group was tasked to review the research findings and current scientific knowledge on SBV, to revise the OIE fact sheet and to evaluate infection with SBV against the criteria of the current *Terrestrial Code*. The majority of the Group concluded that, according to the scientific information available so far, SBV infection does not currently meet the criteria to be included in the OIE List of notifiable diseases.

Evaluation of Foot and Mouth Disease Status of Member Countries

OIE Headquarters, Paris, 21–24 October 2013 and 25–29 November 2013

The Group met twice to evaluate Member Countries' applications for official foot and mouth disease (FMD) status recognition and to address Member Country comments on the revised version of Chapter 8.6. on FMD in the *Terrestrial Code*.

The Group considered the extensive comments received from Member Countries and addressed a significant number of them. A meeting scheduled for 2014 will finalise the revision of Chapter 8.6. on FMD.

The Group also evaluated requests from Paraguay for the recovery of the status of two FMD-free zones 'with vaccination' and from Botswana for the lifting of the containment zone and full restoration of its status as an FMD-free zone 'where vaccination is not practised'. Finally, the Group assessed five dossiers seeking official recognition of their FMD status and two applications for endorsement of official national control programmes for FMD.

International Horse Movement for Equestrian Sport

OIE Headquarters, Paris, 28–30 October 2013

This Group met for the third time from 28 to 30 October 2013 in Paris. The Group has 17 members and is composed of equine disease experts, racing representatives and equestrian sport and government representatives. The main issues for discussion were the outcomes of several smaller working groups that had been set up after the first *Ad hoc* Group meeting in April 2013. The specific issues addressed by the working groups are given below with a brief summary of the results.

1. **The *Terrestrial Code* chapter:** a draft *Code* chapter on the high health sub-population was produced and presented to the OIE Scientific Commission for Animal Diseases (Scientific Commission) and Terrestrial Animal Health Standards Commission (Code Commission) and sent for Member Country comments in November.

2. **A comprehensive analysis of all *Code* and *Manual* chapters on OIE-listed equine diseases and multi-species diseases affecting horses:** tables comparing the existing chapters in the *Terrestrial Code* and the *Manual of Diagnostic Tests and Vaccines for Terrestrial Animals (Terrestrial Manual)* were developed, significantly aiding reference to these documents.

3. **Biosecurity Guidelines for high-health, high-performance horses (HHP):** these Biosecurity Guidelines were reviewed and finalised by 1 June, except for the part on biosecurity at home stables/in trainers' yards.

4. **The definition of diseases of critical importance for HHP horses in terms of vaccination, testing, quarantine and health certification:** six diseases were identified; namely, African horse sickness, equine influenza, Venezuelan equine encephalitis, glanders, equine infectious anaemia and piroplasmosis. Vaccination and testing requirements were defined but quarantine and health certification are yet to be tackled.

Activities of the Scientific and Technical Department

5. **Research proposals:** research priorities were defined; namely, an agent identification test for equine influenza and validation of the equine influenza serological test for updates in the *Terrestrial Manual*.

6. **PVS indicators for 'critical competencies' important for international horse movement**: such indicators were developed and will be integrated into the new issue of the manual for PVS evaluators.

This OIE collaborative initiative was initially supported by the Fédération Équestre Internationale (FEI) and the International Federation of Horseracing Authorities (IFHA) has now joined the project by signing a Memorandum of Understanding with the OIE in July 2013 (see *Bulletin*, no. 2013–4, p. 31). Furthermore, the FEI and IFHA have joined forces by creating a common Confederation in November 2013.

BSE Risk Status Evaluation of Member Countries

OIE Headquarters, Paris, 12–14 November 2013

The Group evaluated a total of 16 dossiers submitted by OIE Member Countries, either for 'controlled' or for 'negligible' bovine spongiform encephalopathy (BSE) risk status. In addition, the Group agreed that Chapter 14.9. of the *Terrestrial Code* on scrapie should be revised, using the same approach as the chapter on BSE and taking into account the most recent scientific findings.

High–Throughput Sequencing, Bioinformatics and Computational Genomics

OIE Headquarters, Paris, 25–27 November 2013

The *Ad hoc* Group on High–Throughput Sequencing, Bioinformatics and Computational Genomics (HTS–BCG) was convened at the OIE Headquarters from 25 to 27 November 2013. Its Terms of Reference were to develop an OIE strategy in this area.

The Group recommended that the OIE should adapt its animal disease information systems to allow the gathering of information on genomic sequence data of infectious agents as this is an integral part of reports on animal disease and surveillance. Recognising that HTS–BCG will increasingly become a major tool in the generation of genomic sequence data, the Group also recommended that the OIE develop standards for managing this technology in laboratories, including HTS–BCG procedures for specific diagnostic laboratory methods. The development of pilot projects which address the database issues, develop standards for inclusion in the OIE *Manual of Diagnostic Tests and Vaccines for Terrestrial Animals*, initiate networking among suitably qualified reference centres and produce standard data sets for use in quality assurance programmes is urgently called for.

The *Ad hoc* Group's report will be presented to the OIE Biological Standards Commission at its meeting in February 2014. A 'Technical Item' on this topic is planned for the OIE General Session in May 2014. The OIE strategy will also be presented to participants at the Third Global Conference for OIE Reference Centres, to be held in the Republic of Korea from 14 to 16 October 2014.

Glanders

OIE Headquarters, Paris, 26–28 November 2013

The Group met from 26 to 28 November 2013 to address two major tasks: to discuss whether or not glanders should be a disease for official country status and to review the existing *Terrestrial Animal Health Code Chapter* 12.10. on this disease accordingly.

Regarding the benefits of official country status, the Group's members felt that this would improve transparency of the presence of this disease worldwide, and aid in the safer movement of animals and their products and zoonosis control.

The disadvantages of including glanders in the list of diseases for official country status included the following: importing countries could no longer request a glanders test, despite the fact that, because infection of carrier animals is lifelong, identification of latent cases is difficult, and a huge investment in surveillance would be necessary. After long discussion, the Group remained divided in their opinion and a consensus could not be reached. The issue has been referred to the Scientific Commission.

The *Terrestrial Code* chapter was updated and harmonised with other chapters recently adopted. Accordingly, the title was changed to 'Infection with *Burkholderia mallei* (glanders)'.

Activities of the Scientific and Technical Department

The Group developed a case definition of infection with *B. mallei*. The use of the complement fixation test (the test prescribed in the *Terrestrial Manual*), alone or in combination with other tests (enzyme-linked immunosorbent assay or ELISA, Western blot), was also discussed, in relation to different purposes.

The existing articles were amended and four new articles were developed, to improve recommendations for international trade. These included the establishment of a containment zone within a country or zone free from infection (12.10.3.), the recovery of disease-free status (12.10.4.), recommendations for the importation of an equid for restricted movement (12.10.7.) and recommendations for the importation of semen and oocytes/embryos from an equid (12.10.8.).

Brucellosis

OIE Headquarters, Paris, 2–4 December 2013

The Group reviewed and addressed comments from Member Countries on the amended draft *Terrestrial Code* chapter on brucellosis, which had been referred to the Working Group by the Scientific and Code Commissions. The Group kept the three pathogens in one multispecies chapter, harmonising the language and reformulating the articles, when necessary, for clarification and user-friendliness.

Evaluation of Peste des Petits Ruminants Status of Member Countries

OIE Headquarters, Paris, 17–19 December 2013

The Group evaluated a total of 45 dossiers submitted by Member Countries for recognition of historical freedom from this disease and the establishment of a base list of Member Countries which have historically been free from peste des petits ruminants (PPR). The Group also drafted the form for the annual reconfirmation of PPR-free status.

Activities of the International Trade Department

Summaries of the OIE Specialist Commission, Working Group and *Ad hoc* Group meetings

October to December 2013

Specialist Commissions

Aquatic Animal Health Standards Commission

OIE Headquarters, Paris, 1–4 October 2013

The OIE Aquatic Animal Health Standards Commission met to address OIE Member Country comments on the report of its March 2013 meeting, including comments received at the 81st General Session.

The Aquatic Animal Commission reviewed several *Aquatic Animal Health Code* chapters, and revised existing texts and proposed new texts on the following subjects:

– the Glossary

– notification of diseases and epidemiological information (Chapter 1.1.)

– criteria for listing aquatic animal diseases (Chapter 1.2.)

– necrotising hepatopancreatitis (Chapter 9.4.)

– infection with infectious salmon anaemia virus (Chapter 10.5.)

– model articles showing horizontal amendments

– criteria for determining susceptibility of aquatic animals to specific pathogenic agents (new chapter X.X.), and

– infection with Salmonid alphavirus (new chapter 10.X.).

The Aquatic Animal Commission also reviewed several *Manual of Diagnostic Tests for Aquatic Animals* chapters, and revised existing texts for the following chapters:

– infection with infectious salmon anaemia (Chapter 2.3.5.), and

– infection with ostreid herpesvirus 1 microvariant (Chapter 2.4.9.).

The Aquatic Animals Commission also updated its 2013–2014 work programme.

All the proposed new texts were circulated for Member Country comments in the report of the October 2013 meeting

Activities of the International Trade Department

of the Aquatic Animal Health Standards Commission, which is available on the OIE website (www.oie.int/fileadmin/Home/eng/Internationa_Standard_Setting/docs/pdf/Aquatic_Commission/A_AAC_September_October_2013_Report.pdf).

Working Groups

Animal Production Food Safety

OIE Headquarters, Paris, 29–31 October 2013

The Working Group, which includes representation from senior officials of the Codex Alimentarius, FAO and WHO, held its 13th meeting from 29 to 31 October 2013 and discussed the following issues: an update on the relevant activities of Codex, FAO and WHO; cooperation between the OIE and Codex; OIE and Codex work on *Trichinella* spp.; the potential development of an OIE standard for the control of *Salmonella* spp. in pigs and cattle and the control of Shiga-like-toxin-producing *E. coli* (STEC) in food-producing animals; antimicrobial resistance; and the Working Group work programme for 2014.

Ad hoc Groups

Animal Welfare and Dairy Cattle Production Systems

OIE Headquarters, Paris, 26–28 November 2013

The OIE *Ad hoc* Group on Animal Welfare and Dairy Cattle Production Systems was reconvened to review OIE Member Country comments on the draft *Terrestrial Code* chapter, 'Animal Welfare and Dairy Cattle Production Systems', circulated in Annex XXXVII in the report of the February 2013 OIE Terrestrial Animal Health Standards Commission meeting. The revisions proposed by the *Ad hoc* Group in response to Member Country comments will be considered by the OIE Terrestrial Animal Health Standards Commission when they meet in February 2014.

Improved Animal Welfare Programme

The OIE Improved Animal Welfare Programme (IAWP) has been developed as a capacity-building programme to assist recipient countries to implement OIE animal welfare standards on land transport and slaughter.

IAWP is designed as a 'training-of-trainers' programme to train groups of experts who, once trained, are able to:

– train other in-country veterinarians and technical staff at slaughterhouses to apply best practices in pre-slaughter and slaughter

– assist competent authorities to implement the OIE standards on slaughter and transport

– help academics with their preparation of educational materials on 'animal welfare in pre-slaughter and slaughter' for undergraduate students.

The IAWP has been supported by the Australian Government Department of Agriculture since 2012 through the OIE World Animal Health and Welfare Fund, when the first successful pilot programme was organised in Indonesia.

In 2013, the IAWP training-of-trainers programme was delivered in Indonesia, the Philippines, Thailand, Turkey and Vietnam. In 2014, additional training seminars are planned in countries in Asia, the Middle East, and possibly Europe.

© OIE/R.Kolesar, S.Ralchev

Istanbul, 4 June 2013. Practical session on animal welfare during transport and at slaughterhouses

Activities of the International Trade Department

Training-of-trainers seminars carried out in Turkey between June and August 2013

Following an invitation from the Ministry of Food, Agriculture and Livestock (MFAL) of Turkey to the OIE, it was agreed to conduct an IAWP training-of-trainers programme in Istanbul, Gaziantep and Ankara between June and August 2013.

The first session was held in Istanbul from 4 to 7 June 2013, gathering a selected group of official veterinarians from the central level (General Directorate of Food and Control, Department of Animal Health and Quarantine of the MFAL) and 13 regions of Turkey.

The interactive training agenda included visits to a slaughterhouse, training and working-group sessions, which gave participants the opportunity to:

a) comprehend relevant scientific information;

b) better understand animal behaviour and its use in handling, transport, and restraint;

c) learn about best practices in slaughter with and without stunning; and

d) learn how to carry out an initial assessment of premises and practices.

Following the first session, participants received training materials for long-distance learning and preparation for the second training session.

The second session was held in Gaziantep from 24 to 28 June 2013 and was attended by 12 participants selected from the group of 21 participants from the seminar in Istanbul. The aim of the second session was to prepare participants to become trainers by introducing them to the basic principles of effective learning and delivery of training.

During the seminar, trainees had to structure and develop their training materials and deliver lectures on cattle and sheep welfare in pre-slaughter and slaughter. Their presentations were recorded on video and the recordings were analysed by tutors and by the group. Participants were also given additional opportunities to master low-stress animal-handling skills.

© OIE/R.Kolesar, S.Ralchev

Istanbul, 4–7 June 2013. Participants of the training-of-trainers seminar

Activities of the International Trade Department

© OIE/R.Kolesar, S.Ralchev

Ankara, 21–22 August 2013. IAWP stakeholders' seminar

During the last seminar, held in Ankara on 21 and 22 August 2013, trainees were asked to demonstrate their knowledge and lecturing skills in front of an audience of 70 selected veterinarians, academics, association representatives and industry stakeholders. As a group they organised a two-day seminar during which they delivered targeted presentations covering all aspects of animal welfare in the transport and slaughter of cattle and sheep. The seminar included extensive discussions amongst the lecturers and stakeholders.

After successfully completing the final seminar, the trainees were awarded their certificates. In addition to training, the final seminar served to update a wider community of stakeholders on best practices in transport and slaughter. The presence of representatives from the veterinary academic community was particularly important, given their role in teaching undergraduate veterinarians.

This training approach has proven to be very effective in terms of improving the participants' understanding of animal welfare, and increasing their knowledge of the OIE standards on the slaughter and transport of animals by land. These skills are further honed when the primary trainees train their regional veterinary inspector colleagues in assessing critical animal welfare evaluation and control points in transport and slaughter.

© OIE/R.Kolesar, S.Ralchev

Gaziantep, 26 June 2013. Practical session on animal handling

© OIE/R.Kolesar, S.Ralchev

Gaziantep, 28 June 2013. Working-group session

Activities of the Animal Health Information Department

First training-for-trainers seminar on the second version of WAHIS

OIE Headquarters, Paris, 28–30 October 2013

The OIE has staged its first ever training-for-trainers workshop, to help the staff of OIE Regional and Sub-Regional Representations to boost the use of the World Animal Health Information System (WAHIS) in their region, by providing them with the necessary skills to support WAHIS users.

Eight officials from OIE Regional and Sub-Regional Representations took part in the workshop, held by the Animal Health Information Department at OIE Headquarters in Paris from 28 to 30 October 2013. The officials came from the Regional Representations for Africa, the Americas, Asia and the Pacific, Eastern Europe, and the Middle East; the Regional Representation in Moscow; the Sub-Regional Representations for North Africa, Eastern Africa and the Horn of Africa, and South-East Asia; and the Sub Regional Representation in Brussels.

The primary aim of the workshop was to remind Regional and Sub-Regional Representations' staff of Member Countries' reporting obligations, the importance of this commitment, and the responsibilities of National Focal Points regarding animal disease notification to the OIE, in compliance with international standards.

The workshop's second aim was to provide participants with the skills to help OIE Delegates and National Focal Points from countries in their respective region to resolve any problems encountered in using WAHIS; to help users complete WAHIS reports, if necessary; and to explain the obligation to report to the OIE where necessary. The OIE hopes that this will improve the quality of disease reporting in both aquatic and terrestrial animals, including wildlife.

The workshop provided staff with theoretical and practical training, including case studies based on real-life scenarios and notification exercises using the various types of WAHIS report (immediate notification, weekly follow-up, six-monthly and annual reports), to give them first-hand knowledge of the routine tasks of National Focal Points.

From left to right (bottom row): Dr Antonio Petrini (OIE Sub-Regional Representation for North Africa), Dr Karim Ben Jebara (OIE Animal Health Information Department), Dr Daniel Bourzat (Regional Representation for Africa), Dr Paula Cáceres (Animal Health Information Department).
Next rows: Dr Ali El Romeh (Regional Representation for the Middle East), Dr Ekaterina Panina (Regional Representation in Moscow), Dr Patrick Bastiaensen (Sub-Regional Representation for Eastern Africa and the Horn of Africa), Dr Stanislav Ralchev (Sub-Regional Representation in Brussels), Dr Martin Minassian (Regional Representation for the Americas), Ms Margarita Alonso (Animal Health Information Department), Dr Lina Awada (Animal Health Information Department).
Top row: Dr Karan Kukreja (Sub-Regional Representation for South-East Asia), Dr Tikiri Wijayathilaka (Regional Representation for Asia and the Pacific), Dr Aziza Mustafa (Animal Health Information Department)

The benefits of this training have already been felt, with some staff having helped National Focal Points in their region to overcome various problems when using WAHIS.

Any country that so requests may receive technical support on all WAHIS matters from their Regional or Sub-Regional Representation, in addition to support from the OIE Animal Health Information Department.

Annual Meeting of OIE Regional and Sub-Regional Representations

The OIE Regional and Sub-Regional Representations met at the OIE Headquarters from 22 to 25 October 2013 to discuss the organisation of various regional activities undertaken during the past year and the planned activities for 2014.

A total of 64 participants, comprising OIE Representatives from the five regions and staff members from OIE Headquarters, attended the meeting, which was chaired by Dr Bernard Vallat, Director General of the OIE, accompanied by Dr Monique Eloit, Deputy Director General, and Dr François Caya, Head of the Regional Activities Department.

All Regional and Sub-Regional Representatives had the chance to present their past and future activities. In return, representatives from all the departments and units of the OIE Headquarters updated participants on their continuing programmes. The most important events and programmes for 2014 were discussed, with a special emphasis on the 82nd General Session to be held in May and the Director General's working plan, prepared within the framework of the Fifth Strategic Plan, which is currently being implemented. Participants also had the opportunity to comment on the draft OIE Sixth Strategic Plan, which is being prepared by the OIE Council with the support of a consultant. The Plan will be submitted to the OIE Regional and Specialist Commissions for consultation so that it can be ready for final adoption by the World Assembly of Delegates in May 2015.

Dr François Caya, Head of the OIE Regional Activities Department, took this opportunity to discuss some of the most relevant issues being worked on by his Department in collaboration with the Regional and Sub-Regional Representations. These include the global programme of capacity-building for new OIE Delegates and Focal Points and the Conferences held by the OIE Regional Commissions, as well as the Regional Commission meetings held during the General Session, and the OIE PVS Pathway.

This annual meeting of the OIE Regional and Sub Regional Representations has become an opportunity to exchange information, share ideas and express needs among all staff, both at OIE Headquarters and in the regions.

Dr Vallat thanked all the Regional and Sub-Regional Representatives, congratulating them on their work and encouraging them to continue and even improve on active participation in their regions. He invited all of them to attend the next meeting, to be held from 21 to 24 October 2014 at the OIE Headquarters, in Paris.

Staff movements

Africa

Departure

OIE Regional Representation for Africa

Dr Florência Cipriano

Dr Florência Cipriano, Deputy Regional Representative for Africa, who has been temporarily based at the OIE Sub-Regional Representation for Southern Africa in Botswana, left the OIE on 31 December 2013.

Dr Cipriano joined the OIE Regional Representation for Africa on 1 January 2012, after having served as the National Director for Veterinary Services in Mozambique and becoming the Delegate of Mozambique to the OIE, a position she occupied from 2006 until her appointment to the OIE. She was also a member of the OIE Council from 2009 to 2011.

As Deputy Regional Representative for Africa, Dr Cipriano made an invaluable contribution to the relationship between OIE Headquarters in Paris and the Regional Representation for Africa in Mali. Her temporary move to the Sub-Regional Representation in Botswana saw her supporting the work of this office while establishing good relations with other organisations within the sub-region.

The OIE greatly appreciates her work as a member of the OIE Regional Representation for Africa and her contribution to the OIE Sub-Regional Representation for Southern Africa and wishes her every success with the new professional challenges before her.

Asia–Pacific

Arrival

OIE Sub-Regional Representation for South-East Asia



Dr Barbara Tornimbene

In December 2013, Dr Barbara Tornimbene joined the OIE Sub-Regional Representation for South-East Asia as Project Officer and epidemiologist. Dr Tornimbene will provide technical support in the implementation of various projects under the Stop Transboundary Animal Diseases and Zoonoses Initiative (STANDZ), including the South-East Asia and China Foot and Mouth Disease Campaign (SEACFMD). She will also help in designing and coordinating relevant field studies, including in-depth epidemiological investigations of foot and mouth disease and other transboundary animal diseases and zoonoses.

Barbara is a Doctor of Veterinary Medicine, specialising in wildlife population medicine. She has recently completed a PhD in veterinary epidemiology with the Royal Veterinary College and the Animal Health and Veterinary Laboratories Agency (both of the United Kingdom) on the epidemiology of porcine reproductive and respiratory syndrome on small and medium-sized pig farms in the Cambodian Mekong lowlands region. Aside from her interest in swine diseases, she is also involved in trying to generate awareness of the broader issues of livestock-related problems within rural populations. For example, during her Master's degree in development management, she focused her research on the impact of zoonoses and foodborne diseases in developing countries. Before joining the OIE Sub-Regional Representation for South-East Asia in Bangkok, she worked as a consultant for the Veterinary Epidemiology, Economics and Public Health group of the Royal Veterinary College.

Meetings

Americas

OIE Regional Conference on Animal Welfare and Trade

Montevideo, Uruguay, 17–18 October 2013

A regional conference on animal welfare and trade, organised by the OIE with the support of the European Union (European Commission), was held in Montevideo on 17 and 18 October 2013, and attended by 233 participants including representatives from 35 countries of the Americas region and the European Union and from five international organisations.

The Conference provided a forum to review the evolution of OIE animal welfare standards, to discuss how these are being reflected in trade agreements, and to consider how we would like to address society's expectations for animal welfare in the years ahead.

Recommendations emphasised the need to continue the work led by the OIE on the development and updating of global reference animal welfare standards, and encouraged the development and implementation of legislation to fully implement the *Terrestrial Animal Health Code* in Member Countries, facilitating safe trade in animals and animal products.

The important roles of Veterinary Services and of the OIE National Focal Points for Animal Welfare were highlighted, including their part in coordinating and implementing the Regional Animal Welfare Strategy (RAWS) for the Americas, in collaboration with the OIE Regional Representation for the Americas and the Sub-Regional Representation for Central America. Member Countries in the Americas were urged to implement OIE standards and promote, disseminate and implement the RAWS guidelines for the Americas, in partnership with the private sector.

It was agreed that the Regional Representation for the Americas should work with OIE Headquarters in locating and nominating experts from the region to address animal welfare issues associated with working animals and pig production systems.

It was also recommended that the OIE Collaborating Centre on Animal Welfare and Livestock Production Systems (formed by Chile, Uruguay and Mexico) actively support the implementation of RAWS for the Americas as well as OIE standards in the countries of the region, including research that takes account of the production systems in use in the Americas.

© Dirección General de Servicios Ganaderos, Ministerio de Ganadería, Agricultura y Pesca, Uruguay

Left to right: Dr Guilherme H. Figueiredo Marques (President of the OIE Regional Commission for the Americas), Dr Carlos A. Correa Messuti (Past President of the OIE), Dr Francisco Muzio (Director of Livestock Services, Ministry of Livestock, Agriculture and Fisheries of Uruguay), Mr Tabaré Aguerre (Minister of Livestock, Agriculture and Fisheries of Uruguay), Dr Monique Eloit (Deputy Director General of the OIE), Dr Luis O. Barcos (OIE Regional Representative for the Americas)

The Conference also provided an opportunity to discuss the role of animal welfare standards developed by the private sector. Member Countries were recommended to consider adopting commercial standards for animal welfare developed by the private sector (including ISO standards) that do not conflict with OIE standards.

Finally, Member Countries were asked to take account of the OIE standards and recommendations related to veterinary legislation and education, to support the implementation of the OIE standards on animal welfare with appropriate national legislation, and to promote safe trade in animals and animal products.

Regional seminar on veterinary legislation

San Salvador, El Salvador, 9–11 December 2013

Seminar for training experts in veterinary legislation

San Salvador, El Salvador, 12 December 2013

© OIRSA

Participants in the regional seminar on veterinary legislation (9–11 December)

A regional seminar on veterinary legislation (from 9 to 11 December) and a seminar for training experts in veterinary legislation (on 12 December) were held in San Salvador, and jointly organised by the OIE and the International Regional Organization for Agricultural Health (OIRSA).

The objectives of the two events were to launch the Standards and Trade Development Facility (STDF)/ Project Grant (PG)/358 Regional Project on Veterinary Legislation for OIRSA Member States and to train and certify OIE legislation experts. Representatives of the FAO also attended both seminars.

The seminar to launch the STDF project was attended by 28 participants, including senior veterinarians and a legal specialist from each of the eight OIRSA Member Countries eligible for the STDF project (Belize, Costa Rica, the Dominican Republic, El Salvador, Guatemala, Honduras, Nicaragua and Panama). Representatives also came from Chile and Mexico.

The purpose of the session was to build the capacity of official veterinarians and relevant legal experts to aid in developing veterinary legislation. The project focuses in particular on the development of the secondary legislation needed to implement national programmes for the control and eradication of bovine tuberculosis, bovine brucellosis and Newcastle disease.

The three-day seminar included presentations by OIRSA, OIE and FAO representatives, on such subjects as legal aspects of the OIE Veterinary Legislation Support Programme (VLSP); FAO activities on veterinary legislation and experience with capacity-building for veterinary legislation in OIRSA Member Countries.

On the second and third days, the participants were divided into three breakout groups, which analysed the state of play in the region, OIRSA Member Countries´ needs in the context of the STDF project and existing secondary veterinary legislation in each country; identified current obstacles to effective disease control and proposed strategies to develop new secondary legislation that would help to overcome existing obstacles.

The one-day training session for experts on the VLSP was held on 12 December and included presentations and practical exercises. Information was presented on the objectives, structure and function of the VLSP, as well as on the drafting of quality legislation and the recently adopted Chapter 3.4. on veterinary legislation in the *Terrestrial Animal Health Code*. At the end of the training session, 27 participants received OIE certificates.

The OIE was represented at both seminars by Dr Mara Gonzalez (Deputy Head, Regional Activities Department) and Dr David Sherman (Coordinator, VLSP), as well as by two consultants, Dr Sarah Kahn and Dr Jean Guégan.

Three meetings under the OIE/JTF Project on Foot and Mouth Disease Control in Asia

Ulaanbaatar, Mongolia, 6–8 October 2013

Early in October 2013, three meetings under the OIE/Japan Trust Fund (JTF) Project on Foot and Mouth Disease (FMD) Control in Asia were convened back-to-back in the friendly atmosphere of Mongolia.

That year, a speaker from the OIE Reference Laboratory for FMD in Russia and representatives from the Democratic People's Republic of Korea joined the meetings for the first time.

2nd National Contact Person Meeting

The Second National Contact Person (NCP) Meeting was held in Ulaanbaatar on 6 October. This was the follow-up meeting from one held in Tokyo in August 2012 (see *Bulletin*, no. 2012–4, pp. 31-32).

The participants consisted of NCPs from the People's Republic of China, Chinese Taipei, Hong Kong SAR, Japan, the Republic of Korea and Mongolia, as well as Dr Gideon Brückner, President of the OIE Scientific Commission for Animal Diseases; Dr François Caya, Head of the OIE Regional Activities Department; and officers from the OIE Regional Representation for Asia and the Pacific.

The meeting discussed the draft Roadmap for FMD Control in East Asia and reviewed and updated country profiles. The NCP group agreed to propose the draft Roadmap for endorsement by the Coordination Committee.

2nd Coordination Committee Meeting

The Second Coordination Committee Meeting was held on 7 October at the Hustai National Park, around 100 km from Ulaanbaatar City to the west.

The Coordination Committee meeting is organised annually to exchange information on national FMD control strategies and implementation, acknowledge and discuss the progress of the OIE/JTF Project, and to consider newly proposed activities, as well as coordinating project activities with other partners. This year, representatives from the Food and Agriculture Organization of the United Nations (FAO), the Swiss

© OIE RR Asia–Pacific

National Contact Person Meeting group photo

© Chantanee Buranathai

Accommodation at Hustai National Park

© OIE RR Asia–Pacific

Coordination Committee group photo

© Basan Batsukh

Dr Huichen Guo from the Lanzhou Veterinary Research Institute, P. R. China, received the award for the best presentation

© Basan Batsukh

Visit to the State Central Veterinary Laboratory in Ulaanbaatar

Agency for Development and Cooperation (SDC) and the Wildlife Conservation Society (WCS) joined the meeting.

Most importantly, the Coordination Committee endorsed the content of the Roadmap for FMD Control in East Asia and agreed on directions for future activities of the project.

Visit to the State Central Veterinary Laboratory

A visit to the State Central Veterinary Laboratory in Ulaanbaatar was attended by participants, speakers and observers of all three meetings. It was organised after the NCP Meeting to better understand the system and capacity of laboratories in Mongolia, as well as to strengthen laboratory networks and technical collaboration among Members.

FMD Scientific Meeting for East Asia

The first FMD Scientific Meeting for East Asia organised under the OIE/JTF Project took place on 8 October, to exchange scientific information from studies conducted in FMD diagnostic laboratories in each Member Country and to encourage joint research and collaborative studies on FMD among Members. In all, 15 papers were presented, with lively question-and-answer sessions.

It is planned to hold the future scientific meeting under the OIE/JTF Project in 2015, i.e. every two years for the project's duration.

The three meetings under the OIE/JTF Project for FMD Control in Asia were successfully concluded, achieving their original objectives. All participants appreciated the work of Dr Baatar Togoonyam, Delegate of Mongolia to the OIE, and his staff, thanking them for their hearty local hospitality and for such an excellent working experience.

Regional seminar on activities of OIE Specialist Commissions

Cebu, Philippines, 18 November 2013

International standard-setting, grounded on the science-based work of the four OIE Specialist Commissions, is one of the OIE's core responsibilities. Each of the 178 OIE Member Countries has an equal voice in the development and adoption of these standards, and each has a responsibility to engage in this important process.

When OIE Members gathered at the 28th Conference of the OIE Regional Commission for Asia, the Far East and Oceania (see pp. 42-43), the OIE held a special half-day seminar, inviting all OIE Delegates in the region. The idea of this unique seminar came out of discussions at the Regional Commission meeting during the 81st General Session in May 2013, and its purpose was to encourage all Delegates to become more involved in the development of OIE standards.

Forty participants from 20 OIE Members heard presentations from Drs Toshiyuki Tsutsui and Stuart MacDiarmid, Drs Ingo Ernst and Huang Jie, Dr Yong Joo Kim and Dr Peter Daniels about the activities of the OIE Terrestrial Animal Health Standards Commission, the Aquatic Animal Health Standards Commission, the Scientific Commission and the Biological Standards Commission, respectively. Following these presentations, participants had the very useful chance to discuss issues of concern with regional experts in small-group settings.

The regional OIE Members and experts who took part in the event expressed appreciation for this pilot seminar, as well as hope that it would become a regular event. The OIE Regional Representation for Asia and the Pacific hopes that the seminar served to stimulate regional OIE Members to become more actively involved in the OIE standards development process.

© Batsukh Zayat

With thanks to BAI, Philippines

From left to right: Ms Agnes A. Magpale, Vice Governor of Cebu; Dr Davinio Catbagan, Delegate of the Philippines to the OIE; Ms Bernadette Fatima Romulo-Puyat, Undersecretary of Agriculture of the Philippines; Dr Bernard Vallat, Director General of the OIE; Dr Zhang Zhongqiu, President of the OIE Regional Commission for Asia, the Far East and Oceania; Dr Karin Schwabenbauer, President of the OIE World Assembly of Delegates

28th Conference of the OIE Regional Commission for Asia, the Far East and Oceania

Cebu, the Philippines, 18–22 November 2013

The 28th Conference of the OIE Regional Commission for Asia, the Far East and Oceania was held in Cebu, the Philippines, from 18 to 22 November 2013.

Some 105 participants, comprising OIE Delegates and/or nominees from 22 Member Countries and senior officers from five international organisations, attended the conference.

The opening ceremony was chaired by Dr Davinio Catbagan, Delegate of the Philippines to the OIE, accompanied by Mr Michael Lopez Rama, Mayor of Cebu City; Ms Agnes A. Magpale, Vice-Governor of Cebu, representing Mr Hilario Davide III, the Governor of Cebu; Dr Zhang Zhongqiu, President of the OIE Regional Commission for Asia, the Far East and Oceania; Dr Karin Schwabenbauer, President of the OIE World Assembly of Delegates; Dr Bernard Vallat, Director General of the OIE; and Ms Bernadette Fatima Romulo Puyat, Undersecretary of Agriculture, representing Mr Proceso Jaraza Alcala, Secretary of Agriculture of the Philippines.

The ceremony was particularly emotional, as local dignitaries spoke of the difficult situation facing their country after the enormous damage caused by Typhoon Yolanda (also known as Typhoon Haiyan). The OIE representatives expressed their condolences to the Government of the Philippines over the deaths caused by the typhoon. All participants expressed their deepest gratitude to the host country for the warm welcome and hospitality, the excellent organisation and all the facilities offered to ensure the success of the Conference, despite the situation.

The content-rich agenda gave rise to some interesting discussions covering, as it did, a presentation on the OIE initiative for facilitating the movement of international competition horses; an update on the OIE Improved Animal Welfare Programme (IAWP) and the Regional Animal Welfare Strategy (RAWS), and an introduction to the OIE plan to establish an 'Alliance of countries with pastoralism activities by nomadic populations'.

In addition, there was a presentation on the issues facing the Terrestrial Animal Health Standards Commission; an update on the animal health situation of Member Countries in the region during the first semester of 2013; a briefing on regional initiatives for rabies control; and a discussion on the concepts and perspectives of the OIE Sixth Strategic Plan.

The Director General spoke on the OIE's activities and vision for the 21st Century, reaffirming his commitment to the support of Member Countries through setting internationally recognised standards and guidelines on animal health,

Speech by the Director General of the OIE during the opening ceremony

veterinary public health, including food safety, and animal welfare; disseminating scientific and animal health information, particularly on disease control methods; recognising the disease-free status of countries/zones for an increased number of selected diseases; contributing to the global control of foot and mouth disease, rabies in dogs and peste des petits ruminants; providing technical and political support for good governance and Veterinary Services through the PVS Pathway and other capacity-building activities; supporting veterinary education and a better-organised veterinary profession that strives for higher standards, including through public/private partnerships; and influencing governments to secure greater recognition of the key role of veterinarians in society.

A presentation on strengthening the relationship between Delegates and Focal Points was given by Dr François Caya, Head of the OIE Regional Activities Department, who reminded participants of the central role that Focal Points can play in liaising between Delegates and the OIE. Dr Caya also confirmed the OIE's commitment to work towards an optimal relationship between Delegates and Focal Points.

The two technical items discussed during the 28th Conference were as follows:

– Technical Item 1: **The use of cost–benefit analysis in animal disease control, including practical examples from the region.**

– Technical Item 2: **Porcine reproductive respiratory syndrome (PRRS) control in the region.**

Technical Item 1 was based on the answers of Member Countries to a questionnaire prepared by the speaker, in collaboration with OIE Headquarters.

The two adopted recommendations, on the use of cost–benefit analysis in animal disease control and PRRS control in the region, will be submitted to the OIE World Assembly of Delegates for approval in May 2014. Once these have been endorsed by the Assembly, they will act as important guidelines for the 36 Member Countries of the OIE Regional Commission for Asia, the Far East and Oceania.

With thanks to BAI, Philippines

Opening of an OIE Sub-Regional FMD Coordination Office in Kazakhstan

On 17 October 2013, a cooperation agreement was signed in Astana, Kazakhstan, between the OIE and the Government of the Republic of Kazakhstan for the establishment of an OIE Sub-Regional Foot and Mouth Disease (FMD) Coordination Office in Astana.

This new OIE representation with diplomatic status will support the prevention and control of animal diseases in the country.

The Veterinary Services of Kazakhstan and Middle Asian countries are willing to develop, in collaboration with the OIE, a coordinated strategy for FMD control within the sub-region. Dr Bernard Vallat, Director General of the OIE, confirmed that this agreement is an important first step along the path to controlling animal diseases in the Eurasian region, in which Kazakhstan is deemed to play a vital role.

This visit of the Director General was also an opportunity to highlight the activities carried out within the framework of the cooperation agreement previously signed between the OIE and Kazakhstan, such as: a collaboration agreement to upgrade the Kazakh veterinary legislation; a twinning project on veterinary education between the Kazakh National Agrarian University of Almaty, coordinating a consortium of Kazakh universities, and the National Veterinary School of Toulouse, France; and a twinning project between the National Veterinary Reference Centre, Astana (Kazakhstan), and the OIE Reference Laboratory, Istituto Zooprofilattico Sperimentale dell'Abruzzo e del Molise 'G. Caporale', Teramo (Italy), in the field of brucellosis diagnostics.

© M.Taitubaev

© M.Taitubaev

Opening ceremony of the OIE Sub-Regional FMD Coordination Office in Astana. Dr Bernard Vallat, Director General of the OIE, is accompanied by Dr Kazimieras Lukauskas, OIE Regional Representative in Moscow, and representatives from the Ministry of Agriculture of the Republic of Kazakhstan

Fifth Meeting of the Regional Steering Committee of GF-TADs for Europe

Brussels, Belgium, 8–9 October 2013

The Fifth Meeting of the Regional Steering Committee of the FAO/OIE Global Framework for the Progressive Control of Transboundary Animal Diseases (GF–TADs) for Europe was held on 8 and 9 October 2013 under the leadership of its chair, Dr Bernard Van Goethem (European Commission Directorate-General for Health and Consumers – DG SANCO), and vice-chair, Dr Teresa Villa de Brito (Delegate of Portugal to the OIE), at Belgium's Federal Agency for Food Safety (AFSCA) in Brussels. All Steering Committee members attended, together with a large number of observers involved in animal health management in Europe.

These regional meetings, held every two years, provide a unique opportunity to take detailed stock of the status of major transboundary animal diseases present in Europe and to decide on concerted and harmonised prevention and control strategies for the region. It is also discussed at GF–TADs for Europe meetings to emphasise the importance of the timing of post-eradication measures for rinderpest, which was officially eradicated in 2011. As good governance of Veterinary Services remains a prerequisite for any animal disease prevention and control activity, it is a key pillar of the GF–TADs for Europe Action Plan (2012–2016), approved in 2012 (see *Bulletin* no. 2012–2, pp. 25-26).

The Fifth Meeting strengthened the GF–TADs for Europe governance mechanism with updated terms of reference for the Steering Committee and Secretariat (approved in October 2013 by the GF–TADs Global Steering Committee).

The composition of the GF–TADs for Europe Steering Committee was revised and Belgium was unanimously elected to fill the seat vacated by Spain. (Spain remains an automatic member of the Steering Committee by virtue of being a Bureau member of the OIE Regional Commission for Europe.) The box shows the composition of the Steering Committee.

The two new OIE 'offices' opened in the region in 2013 — a Regional Representation in Moscow (Russia) and Sub-Regional FMD Coordination Office in Astana (Kazakhstan) — will be vital in supporting implementation of the GF–TADs for Europe Action Plan (2012–2016).

On a more technical level, African swine fever continues to pose a serious direct threat to countries bordering Russia and Belarus (which was newly infected in 2013). Two meetings on African swine fever were held in the region (Budapest in December 2012 and Vilnius in September 2013). Both the Budapest meeting, organised by FAO, and the Vilnius meeting, organised by the European Commission (DG SANCO) in partnership with Lithuania, were held under the 'GF–TADs for Europe' label. These meetings have proved crucial in encouraging intra-regional collaboration and facilitating the exchange of information and best practice among infected countries and countries at risk.

For the seven priority animal diseases of GF–TADs for Europe (highly pathogenic avian influenza, foot and mouth disease, African swine fever, classical swine fever, peste des petits ruminants, rabies and brucellosis), Member Countries were issued with detailed recommendations on each disease situation presented. These recommendations will help to achieve the five-year objectives of the GF–TADs for Europe Action Plan

Composition of the Regional Steering Committee of GF–TADs for Europe

September 2013

Bernard Van Goethem	European Commission
Evgeny Neplokonov	Russia
Teresa Villa de Brito*	Portugal
Slobodan Šibalić*	Serbia
Pierre Naassens*	Belgium
Ago Pärtel	Estonia
Ivan Bisiuk	Ukraine
Lucio Carbajo Goñi	Spain
Nihat Pakdil	Turkey
Bernard Vallat	OIE Director General
Juan Lubroth	FAO Chief Veterinary Officer
Nikola Belev	OIE regional representative
Andriy Rozstalnyy	FAO regional representation
Caroline Planté	World Bank
Piergiuseppe Facelli	Italy
Jean-Jacques Soula	France
Hilde Kruse	WHO regional representative
Alberto Laddomada	European Commission
Ulrich Herzog	European Commission for the Control of Foot-and-Mouth Disease (EuFMD)

* New members appointed in 2013

(2012–2016). The specific indicators defined for each priority disease, which were reinforced during the discussions at this meeting of the Regional Steering Committee of GF–TADs for Europe, will allow disease trends to be monitored from year to year, serving as an animal health barometer for the region. The new OIE standards on classical swine fever and peste des petits ruminants adopted by the World Assembly of OIE Delegates in 2013 are valuable tools for countries to leverage their control efforts (official recognition of disease status and endorsement of official national control programmes).

European countries were reminded that they may continue to avail themselves of GF–TADs global tools: GLEWS (the FAO/OIE/WHO Global Early Warning System for major animal diseases, including zoonoses), OFFLU (the OIE/FAO Network of Expertise on Animal Influenza) and CMC–AH (the FAO/OIE Crisis Management Centre–Animal Health).

The GF–TADs for Europe Steering Committee encourages all Member Countries in the European region to implement the recommendations of the Fifth Meeting and all stakeholders in the region to request the 'GF–TADs for Europe' label for their regional animal health initiatives (qualifying criteria), in order to optimise coordination and visibility.

All the meeting documents, including PowerPoint presentations, are available online from the GF–TADs for Europe page of the OIE regional website for Europe (http://web.oie.int/RR Europe/eng/Regprog/en_GF_TADS.htm).

For further information, please contact the Secretariat of the GF–TADs Steering Committee for Europe (n.leboucq@oie.int).

Launching of the OIE Regional Platform on Animal Welfare for Europe

Preparatory phase

The OIE is fully aware that many countries in the world, including some in Europe, are facing multiple challenges to implement the OIE standards on animal welfare as well as to improve the quality of their Veterinary Services. The idea to set up a common initiative for Europe (53 OIE Member Countries) with a view to improving animal welfare in the region was born and discussed during previous regional seminars for OIE National Focal Points on Animal Welfare held in Kiev, Ukraine, and Teramo, Italy, in 2012 and 2013, respectively (see *Bulletin* no. 2012–2, pp. 32–33, and no. 2013–2, pp. 30–31). During the 25th Conference of the OIE Regional Commission for Europe, held in Fleesensee, Germany, Technical Item 2 on 'Regional steps towards a common animal welfare approach in Europe' contributed to nurturing the discussion among the OIE Delegates, who recommended moving forward with this initiative.

During the 81st OIE General Session (May 2013), the Concept Note, specifying the founding principles of the OIE Regional Platform on Animal Welfare for Europe, was officially endorsed and came into force. This document notably lays down the composition of the governing body of the Platform, the Steering Group (see Box 1). The Concept Note also records the willingness of European OIE Member Countries to embark upon concrete operational activities straight away, rather than design a Regional Animal Welfare Strategy

Box 1.– Composition of the Steering Group for the first three years

- OIE Directorate General (Chair)
- Three Eastern European Member Countries (Russia, Serbia and Turkey)
- Two EU Member Countries (Ireland and Spain)
- European Commission/DG SANCO
- OIE Collaborating Centre on Animal Welfare (IZSAM Teramo)
- OIE Regional and Sub-Regional Representations in Europe (Sofia, Moscow, Brussels)
  (The OIE Sub-Regional Representation in Brussels hosts the Secretariat).

(RAWS), as was the case in Asia and the Americas. The need to develop a RAWS for Europe will be considered at a later stage, depending on the Platform's achievements and needs.

Official launching of the OIE Regional Platform on Animal Welfare for Europe

The first meeting of the Steering Group was held at the OIE Headquarters in Paris on 19-20 December 2013, gathering together all members, as well as a list of selected donors who have an interest in animal welfare in the region and were invited on an *ad hoc* basis with observer status.

The main objective of the meeting was to officially launch the Platform, which can be regarded as a great achievement.

This was also the opportunity to present, discuss and validate a first Triennial Action Plan for the Platform for the period 2014–2016 and explore options for its funding. This Action Plan, focusing on the transport of animals by land, the slaughter of animals, and the control of stray dog populations, has the overall objective of empowering Veterinary Services to take action on animal welfare in compliance with OIE standards, while recognising the leading role of OIE Delegates and their National Focal Points on Animal Welfare in this area. More specifically, it will:

a) raise awareness and achieve a high level of understanding of animal welfare in the European region;

b) progressively advance the implementation of the OIE standards on animal welfare; and

c) encourage participation in the OIE standard-setting process.

For the first year of implementation (2014), the top priority action — prompted by the on-going situation in Eastern Europe — will be a sub-regional workshop on stray dog population management for the Balkan countries. Publicising the Platform and its activities through a website and newsletter, and ensuring that these are readily accessible to Russian-speaking countries, will also be implemented in the first year. The full list of priority activities of the OIE Platform can be found in Box 2.

The European Union has agreed to actively participate in these activities, through financial support, sharing regulatory and field experience, training programmes and awareness-raising campaigns, jointly carried out with the OIE. France is also firmly committed to financially and technically supporting the Platform. Collaboration with stakeholders in the region will be encouraged, giving priority to organisations that have an official Cooperation Agreement with the OIE and whose expertise and experience can contribute to specific activities of the Platform.

More information on the progress of the OIE Regional Platform on Animal Welfare for Europe can be found on the OIE regional website (www.rr-europe.oie.int), until a dedicated website of the Platform is in operation.

Participants in the first meeting of the Steering Group

Box 2.– List of priority activities of the OIE Platform for 2014–2016

1. Development of website
2. Translation of documents into Russian
3. Organisation of workshops on stray dog management
4. Organisation of awareness campaigns on stray dogs
5. Organisation of transport and slaughter training
6. Organisation of transport training
7. Governance activities of the Platform, including a newsletter.

official acts

Appointment of permanent Delegates

1 August 2013
Brunei
Mr Abdul Latif Sani
Acting Assistant Director, Head of Livestock Industry Division, Department of Agriculture and Agrifood, Ministry of Industry and Primary Resources



8 August 2013
Cyprus
Dr Andreas Papaefstathiou
Acting Director, Veterinary Services, Ministry of Agriculture, Natural Resources and Environment

16 November 2013
Bhutan
Dr Tashi Samdup
Director, Department of Livestock, Ministry of Agriculture and Forests

2 December 2013
Somalia
Dr Sowda Roble
Chief Veterinary Officer, Director of Animal Health, Ministry of National Resources

27 December 2013
Serbia
Dr Dejan Bugarski
Chief Veterinary Officer, Director of Veterinary Directorate, Ministry of Agriculture, Forestry and Water Management



31 December 2013
Bangladesh
Dr Shahidul Islam
Director (Animal Health and Administration), Department of Livestock Services (DLS), Ministry of Fisheries and Livestock

3 January 2014
Argentina
Dr Luis Ángel Carné
Vicepresidente, Servicio Nacional de Sanidad y Calidad Agroalimentaria (SENASA), Ministerio de Agricultura, Ganadería y Pesca



10 January 2014
Albania
Dr Shpresa Arbi
Chief Veterinary Officer, Director of Veterinary Directorate, Ministry of Agriculture, Rural Development and Water Administration

22 January 2014
Iran
Dr Mehdi Khalaj
Head of Iran Veterinary Organization (IVO), Ministry of Jihad-e-Agriculture

3 February 2014
Federated States of Micronesia
Ms Marlyter P. Silbanuz
Deputy Assistant Secretary, Agriculture Unit, Department of Resources and Development

4 February 2014
Turkey
Prof. Dr Irfan Erol
Director General of Food and Control, Ministry of Food, Agriculture and Livestock



19 February 2014
Mongolia
Dr Bolortuya Purevsuren
Chief Veterinary Officer, Deputy Director, Veterinary and Animal Breeding Agency, Ministry of Industry and Agriculture

strengthening of Veterinary Services

OIE PVS Pathway for efficient Veterinary Services

PVS Evaluation missions

State of Play – as at 25 February 2014

OIE Region	OIE Members	Requests received	Missions completed	Reports available for distribution to donors and partners
Africa	52	53	50	39
Americas	29	25	22	18
Asia and the Pacific	32	21	18	11
Europe	53	16	16	12
Middle East	12	13	11	5
Total	178	128	117	85

PVS Evaluation mission requests

- **Africa** (53)

Algeria, Angola, Benin, Botswana, Burkina Faso, Burundi, Cameroon, Cape Verde, Central African Rep., Chad, Comoros, Rep. of the Congo, Dem. Rep. of the Congo, Côte d'Ivoire, Djibouti, Egypt, Equatorial Guinea, Eritrea, Ethiopia, Gabon, Gambia, Ghana, Guinea, Guinea-Bissau, Kenya, Lesotho, Liberia (not an OIE Member), Libya, Madagascar, Malawi, Mali, Mauritania, Mauritius, Morocco, Mozambique, Namibia, Niger, Nigeria, Rwanda, São Tomé and Principe, Senegal, Seychelles, Sierra Leone, Somalia, South Africa, Sudan, Swaziland, Tanzania, Togo, Tunisia, Uganda, Zambia, Zimbabwe.

- **Americas** (25)

Argentina, Barbados, Belize, Bolivia, Brazil, Chile, Colombia, Costa Rica, Dominican Rep., Ecuador, El Salvador, Guatemala, Guyana, Haiti, Honduras, Jamaica, Mexico, Nicaragua, Panama, Paraguay, Peru, Suriname, Trinidad and Tobago, Uruguay, Venezuela.

- **Asia-Pacific** (21)

Bangladesh, Bhutan, Brunei, Cambodia, Fiji, Indonesia, Iran, Dem. People's Rep. of Korea, Laos, Maldives, Mongolia, Myanmar, Nepal, New Caledonia, Pakistan, Philippines, Sri Lanka, Thailand, Timor Leste, Vanuatu, Vietnam.

- **Europe** (16)

Albania, Armenia, Azerbaijan, Bosnia and Herzegovina, Bulgaria, Georgia, Israel, Kazakhstan, Kyrgyzstan, Romania, Serbia, Tajikistan, Turkey, Turkmenistan, Ukraine, Uzbekistan.

- **Middle East** (13)

Afghanistan, Bahrain, Iraq, Jordan, Kuwait, Lebanon, Oman, Palestinian N.A. (not an OIE Member), Qatar, Saudi Arabia, Syria, United Arab Emirates, Yemen.

In red: completed missions

PVS

Legislation missions

State of Play – as at 25 February 2014

OIE Region	OIE Members	Requests received	Missions completed
Africa	52	29	19
Americas	29	7	5
Asia and the Pacific	32	5	5
Europe	53	3	2
Middle East	12	4	4
Total	178	48	35

Legislation mission requests

- **Africa** (29)

Benin, Burkina Faso, Burundi, Cameroon, Comoros, Dem. Rep. of the Congo, Côte d'Ivoire, Djibouti, Eritrea, Ethiopia, Gabon, Guinea, Guinea-Bissau, Lesotho, Libya, Madagascar, Malawi, Mali, Mauritania, Mauritius, Niger, Nigeria, Ruanda, Seychelles, Sudan, Togo, Tunisia, Uganda, Zambia.

- **Americas** (7)

Barbados, Bolivia, Dominican Rep., Guatemala, Haiti, Honduras, Paraguay.

- **Asia/Pacific** (5)

Bhutan, Cambodia, Laos, Mongolia, Vietnam.

- **Europe** (3)

Armenia, Kazakhstan, Kyrgyzstan.

- **Middle East** (4)

Afghanistan, Kuwait, Lebanon, United Arab Emirates.

In red: completed missions

PVS Gap Analysis missions

State of Play – as at 25 February 2014

OIE Region	OIE Members	Requests received	Missions completed	Reports available for distribution to donors and partners
Africa	52	44	38	22
Americas	29	15	11	10
Asia and the Pacific	32	18	12	7
Europe	53	8	7	2
Middle East	12	8	4	0
Total	178	93	72	41

PVS Gap Analysis mission requests

- **Africa** (44)

Algeria, Angola, Benin, Botswana, Burkina Faso, Burundi, Cameroon, Chad, Comoros, Dem. Rep. of the Congo, Côte d'Ivoire, Djibouti, Egypt, Eritrea, Ethiopia, Gabon, Gambia, Ghana, Guinea, Guinea-Bissau, Kenya, Lesotho, Libya, Madagascar, Mali, Mauritania, Mauritius, Morocco, Mozambique, Namibia, Niger, Nigeria, Rwanda, Senegal, Seychelles, Sierra Leone, South Africa, Sudan, Tanzania, Togo, Tunisia, Uganda, Zambia, Zimbabwe.

- **Americas** (15)

Barbados, Belize, Bolivia, Costa Rica, Dominican Republic, Ecuador, El Salvador, Guatemala, Haiti, Honduras, Jamaica, Nicaragua, Panama, Paraguay, Suriname.

- **Asia-Pacific** (18)

Bangladesh, Bhutan, Brunei, Cambodia, Fiji, Indonesia, Iran, Dem. People's Rep. of Korea, Laos, Mongolia, Myanmar, Nepal, Philippines, Sri Lanka, Thailand, Timor Leste, Vanuatu, Vietnam.

- **Europe** (8)

Armenia, Azerbaijan, Bosnia and Herzegovina, Israel,Kazakhstan, Kyrgyzstan, Tajikistan, Turkey.

- **Middle East** (8)

Afghanistan, Kuwait, Lebanon, Oman, Palestinian N.A. (not an OIE Member), Syria, United Arab Emirates, Yemen.

In red: completed missions

© François Diaz

World Trade Organization SPS training
for veterinary officials

Each year, the World Trade Organization (WTO) runs a series of training workshops on the Sanitary and Phytosanitary (SPS) Agreement. The goal of these workshops is to enhance the knowledge and expertise of government officials in developing countries to help them to understand and implement the provisions in the Agreement.

Each regional SPS workshop features a one-day 'breakout session', dedicated to the discussion of animal health, plant health or food safety issues, which is led by the OIE, the International Plant Protection Convention (IPPC) or the Codex Alimentarius Commission (Codex), as appropriate. The OIE breakout session is a great opportunity for participants from the Veterinary Services to analyse and discuss topics relevant to the OIE standards. However, relatively few veterinarians attend the WTO SPS workshops and this is a waste of an important training opportunity.

The purpose of this article is to explain the benefits for Veterinary Services of participation in the WTO SPS training workshops and to encourage future participation. This can help to improve market access and to facilitate safe trade in animals and animal products, through the application of the OIE standards in accordance with the principles in the SPS Agreement.

The WTO holds various training activities each year, including regional SPS workshops (held in various geographic regions); an Advanced Course on the SPS Agreement (held in Geneva); and a thematic workshop (also held in Geneva). These training activities range from intermediate level to advanced level. In addition to the OIE, representatives of the Secretariat of the Codex and the IPPC regularly participate as trainers in these activities. WTO Member and Observer governments can also organise national SPS training events and request that the WTO provide an expert trainer for these activities.

Interested government officials from developing or least-developed WTO Members and Observers, meeting the criteria for participation, may submit applications to the WTO for financial assistance to attend training activities. One of the prerequisites for participation in regional workshops and the Advanced SPS Course is completion of the WTO E-Learning Course on the SPS Agreement (see: https://etraining.wto.org).

Regional SPS workshops take place over four days. Staff of the WTO, the OIE, Codex, IPPC, Standards and Trade Development Facility (STDF) and other relevant bodies, such as regional economic communities, development banks and international donors, present lectures and practical exercises to illustrate key aspects of the SPS Agreement and the relevant international standards. In 2013, a regional SPS workshop for French-speaking African countries was held in Libreville, Gabon, and one for Arab countries was held in Abu Dhabi, the United Arab Emirates.

The WTO regional SPS workshops typically cover the following topics:

– the SPS Agreement: principles, requirements

– the role and activities of the SPS Committee and WTO SPS Secretariat

– the role and activities of the OIE, Codex and IPPC in relation to the Agreement

– transparency – how to implement the provisions of the Agreement and benefit from them

– national experiences with market access – presentations of WTO Members/Observers

– coordination at the regional and national level

– technical assistance – best practices, experiences, support and financial assistance

– SPS topics of current interest: e.g. the debate on private standards.

The three-week-long advanced SPS course represents the highest level in the WTO's progressive learning framework. It is organised primarily to address SPS implementation issues in Member Countries, and targets government officials from WTO Member and Observer Countries. Applicants must have completed the online SPS E-learning course and should be working on SPS-related matters. This course features hands-on training and actively involves participants in SPS-related matters, ranging from addressing national SPS implementation issues to identifying SPS-related market access problems and developing strategies to overcome these. As part of the course, participants must develop an action plan to address implementation and/or market access problems in their own country and are required to report on their action plans at a subsequent follow-up session.

The thematic workshop provides a forum to discuss a specific SPS-related theme. This workshop is held back-to-back with the October meeting of the SPS Committee, to give participants the opportunity to also attend the Committee meeting and related activities.

With thanks to the Gabon Ministry of Commerce

Participants in OIE breakout session in Gabon, June 2013

Value of SPS training for veterinary officials

The WTO SPS training workshops provide an opportunity for networking at the regional and international level and for exchanging views with experts on trade and SPS issues from national and international organisations. These workshops can also be used to reinforce the knowledge and contacts obtained by participating in the OIE Focal Point training seminars.

Before each regional SPS workshop, participants complete a needs-assessment questionnaire which, among other things, invites participants to submit topics for analysis and discussion during the breakout session. For the OIE breakout session participants may propose a discussion on any topic relevant to animal health and trade, with a focus on the use of OIE standards to facilitate safe trade in animals and animal products.

Similarly, the Advanced SPS Course also features several technical sessions with representatives of the OIE, IPPC and Codex over a two-day period, where participants are exposed to the work of these organisations and are able to engage in technical discussions on animal health, food safety and plant health.

Unfortunately, relatively few veterinarians have attended a WTO SPS training activity in recent years and this is a missed opportunity to obtain valuable and relevant SPS-related experience. With this in mind, the WTO and the OIE have discussed how to increase veterinary participation in SPS training in future. The preparation of this article is one of the steps taken to encourage veterinarians to submit applications to attend a WTO SPS training activity in 2014. In addition, it has been agreed that some OIE regional staff will be given the opportunity to attend WTO regional SPS workshops. These trained officials will help to disseminate information about the training courses in their regions. Furthermore, OIE Headquarters will establish direct contact with the national OIE Delegate of the host country in the three-to-four weeks before the workshop is held, to encourage veterinarians in the host country of each workshop to attend the OIE breakout session (even if they cannot attend the entire course).

The WTO and the OIE hope that these actions will improve veterinary participation in the WTO regional SPS workshops. This can help to improve market access and to facilitate safe trade in animals and animal products, through the application of the OIE standards in accordance with the principles in the SPS Agreement.

WTO SPS Technical Assistance Activities in 2014

Detailed information on the WTO SPS training activities scheduled for 2014, including eligibility criteria, deadlines and application forms, is available on the SPS Technical Assistance gateway at: www.wto.org/english/tratop_e/sps_e/events_e.htm.

Information on the 2014 activities is as follows:

– **Advanced Course on the SPS Agreement** (in Spanish): Geneva, Switzerland, from 6 to 24 October

– **Thematic SPS Workshop** (in English, French and Spanish): Geneva, Switzerland, week of 13 October (topic to be confirmed)

– **Regional SPS Workshops:**

- **Central and Eastern Europe, Central Asia and the Caucasus** (in English): Vienna, Austria, from 8 to 11 September
- **Latin America** (in Spanish): Montevideo, Uruguay, from 11 to 14 November
- **Pacific countries** (in English): date and venue to be confirmed.

OIE Regional Workshops
for focal points and Information Seminars for new Delegates

Regional Seminar for OIE National Focal Points for Veterinary Products

Maputo, Mozambique, 3–5 December 2013

Africa

Group photo at the opening ceremony, with the Deputy Minister of Agriculture of Mozambique, Mr António Limbau

The OIE organised a Regional Seminar for OIE National Focal Points for Veterinary Products (as part of the third cycle of these workshops) in Maputo, Mozambique, from 3 to 5 December 2013.

The seminar targeted OIE National Focal Points from 46 countries in the African region, including the OIE Member Countries in the Africa region, as well as Liberia and South Sudan, but not including the Maghreb countries. The meeting was attended by 30 participants, from Benin, Botswana, Burkina Faso, Burundi, Cameroon, the Republic of the Congo, the Democratic Republic of the Congo, Djibouti, Cote d'Ivoire, Ethiopia, Ghana, Kenya, Lesotho, Liberia, Madagascar, Mali, Mozambique, Niger, Nigeria, Rwanda, Senegal, Sierra Leone, South Africa, South Sudan, Sudan, Swaziland, Tanzania, Togo, Zambia and Zimbabwe, and 8 observers from the host country.

The seminar was officially opened by the Hon. Deputy Minister of Agriculture of Mozambique, Mr António Limbau. Mr Limbau noted that this seminar was taking place at a time when Mozambique was chairing the Community of Portuguese-Speaking Countries under the theme of 'Food Security', pointing out that such security could not be achieved without food safety. The Deputy Minister also expressed his hope that the seminar would contribute towards the elimination of the uncontrolled use of veterinary products, especially antimicrobials, in order to reduce the negative impact on animals and on public health, to improve the safety of products of animal origin and contribute to food security. He explained that there was, as yet, no pharmaceutical industry in Mozambique but that current policies were aimed at increasing livestock production, with an expected corresponding acceleration in the use of veterinary products. As a consequence, he emphasised the need to structure the registration and use of veterinary products in this region in accordance with international standards and guidelines.

Eleven out of the 30 participants had already attended previous training seminars, making it much easier to work together and discuss ways to increase the skills of OIE Focal Points within the field of veterinary products in the African region.

Working groups and plenary sessions provided opportunities for networking and debate. Two working-group sessions were organised on the validation, registration and marketing authorisation of diagnostic kits and on the approval, quality control and use of anti-parasitic drugs. During both exercises, the Focal Points shared their countries' experiences. Working-group sessions were facilitated by staff from the Collaborating Centres, the OIE and external experts. Host country representatives included those from both the public and private sectors who were involved in the import and distribution of veterinary medicinal products.

Finally, the attendees visited MEDIMOC, a public company that imports both human and veterinary medicinal products. The company's operations are split, using different management frameworks for human medicines and for veterinary products.

Speakers

Group photo at the end of the seminar, with the Permanent Secretary in the Ministry of Agriculture

© F. Senete (Centro de Documentação Agrária) 2013

Africa / Middle East

Inter-Regional Workshop for OIE National Focal Points for Wildlife

Gaborone, Botswana, 12–14 November 2013

The third cycle of regional workshops for OIE National Focal Points for Wildlife from Africa and the Middle East was held at the International Convention Centre in Gaborone from 12 to 14 November 2013.

This meeting, organised by the OIE Sub-Regional Representation for Southern Africa, in collaboration with the OIE Regional Representation for the Middle East, attracted 40 participants, including 22 OIE National Focal Points for Wildlife from Botswana, Egypt, Ethiopia, Gambia, Jordan, Kenya, Lesotho, Libya, Malawi, Mauritius, Mozambique, Namibia, Nigeria, Rwanda, Seychelles, Somalia, South Africa, Swaziland, Tanzania, Uganda, Zambia and Zimbabwe.

During the official opening, the Delegate of Botswana to the OIE, Dr Letlhogile Modisa, emphasised the importance of wildlife to sub-Saharan Africa and its relationship with livestock.

Small working-group exercises: a risk assessment scenario

Photos © OIE/N. Mapitse

The three-day workshop consisted of three sessions, divided into presentations and practical exercises. It began with presentations on the OIE's mandate and international standards, followed by a wildlife risk assessment course. The latter was developed and implemented by the Canadian Cooperative Wildlife Health Centre (OIE Collaborating Centre on Research, Diagnosis and Surveillance of Wildlife Pathogens).

Since validation for diagnostic tests used for wildlife is becoming increasingly important, the OIE and the University of Pretoria (OIE Collaborating Centre on Training in Integrated Livestock and Wildlife Health and Management) joined forces to provide participants with a rundown on the most recent progress in this area. The University of Pretoria also presented an overview on international trade in wildlife, focusing on Africa and the Middle East.

Staff from the OIE Animal Health Information Department conducted a computer-based learning session on how to use the new section on wild animal disease notification in the second version of the OIE *World Animal Health* Information System (WAHIS). Their newly acquired knowledge should enable National Focal Points to access a wealth of information and resources from the OIE, and a demonstration of the WAHIS-Wild interface should help with undertaking health risk assessments for events such as translocations.

Small working-group exercises: multi-criteria decision analysis

Dr Ted Leighton (Canadian Cooperative Wildlife Health Centre) takes the participants through consequences assessment

Group photo

Inter-Regional Seminar for OIE National Focal Points for Veterinary Products

Algiers, Algeria, 1–3 October 2013

Africa / Middle East

The OIE successfully completed two cycles of seminars for OIE National Focal Points for Veterinary Products during the period December 2010 to December 2012. Seminars took place in all OIE regions and some 300 participants attended the 11 seminars that were held in all.

The first seminar in the third cycle took place from 1 to 3 October 2013 in Algiers, for Focal Points from the Middle East and North African regions. The seminar was organised by the OIE Sub-Regional Representation for North Africa in collaboration with the OIE Regional Representation for the Middle East, and was attended by representatives from 11 countries.

The opening ceremony was chaired by the Secretary General of the Ministry of Agriculture and Rural Development of Algeria, Mr Fodil Ferroukhi. Also taking part in the inaugural session were the Algerian Delegate to the OIE, Dr Ahmed Chawki Karim Boughalem; the OIE Regional and Sub-Regional Representatives for Africa, North Africa and the Middle East, Dr Yacouba Samaké, Dr Rachid Bouguedour and Dr Ghazi Yehia; and the Acting Head of the OIE Scientific and Technical Department, Dr Elisabeth Erlacher-Vindel.

The content of the third-cycle seminar was developed by taking into account the feedback and needs expressed by participants in previous seminars. This cycle strengthened some of the key elements of the previous cycle, such as 'good governance of veterinary products', 'prudent use of antimicrobials and development of antimicrobial resistance', and 'the International Coooperation on Harmonisation of Technical Requirements for Registration of Veterinary Medicinal Products (VICH) and its outreach forum'. It also introduced some new topics, such as the importance of antiparasitic drugs and the development of resistance against them and the validation of diagnostic test kits by the OIE. The new curriculum continues to dedicate half a day to regional issues of importance related to veterinary products, inviting experts from the regions to exchange their expertise and experience, enhancing regional dialogue and the drive for harmonisation.

The closing ceremony was chaired by the Minister of Agriculture and Rural Development, Mr Abdelwahab Nouri, who highlighted the productive collaboration between the OIE and Algeria.

© D. Barchiche (MARD, Algeria)

Group photo

© D. Barchiche (MARD, Algeria)

Dr Rachid Bouguedour, OIE Sub-Regional Representative for North Africa, presenting participants to Mr Abdelwahab Nouri, Minister of Agriculture and Rural Development

© D. Barchiche (MARD, Algeria)

Group photo after a field trip to a pharmaceutical plant located a few kilometres outside of Algiers

Regional Seminar for OIE National Focal Points on Animal Welfare

Montevideo, Uruguay, 15–16 October 2013

Montevideo was the location for a seminar where OIE National Focal Points from two different parts of the world were able to mix and exchange opinions and information on animal welfare. The Seminar for OIE National Focal Points for Animal Welfare in the Americas was held on 15 and 16 October 2013, immediately before the OIE Regional Conference on Animal Welfare and Trade (see p. 37). As a result of the support given to this conference by the European Union (EU), OIE National Focal Points for Animal Welfare from the European region were also invited to the seminar. Thus, the seminar hosted OIE National Focal Points for Animal Welfare from 23 countries in the Americas and 16 countries in the EU, along with 5 OIE Delegates and representatives from farmers' associations, industry and non-governmental organisations (NGOs).

The Delegate of Uruguay to the OIE and Past President of the OIE World Assembly of Delegates, Dr Carlos Correa Messuti, welcomed participants.

The seminar began with a review of OIE activities in the region. Presentations on good governance and the evaluation of Veterinary Services followed, along with the responsibilities of OIE National Focal Points for Animal Welfare, and recommendations from the OIE Global Conferences on Animal Welfare.

OIE standards on slaughtering animals, killing animals for disease control purposes, beef cattle production systems, stray dog population control, and transport were all discussed, with the Focal Points, farmers, industry and NGO representatives and OIE staff contributing various presentations on the content of the standards and experiences with their implementation.

© Dirección General de Servicios Ganaderos, Ministerio de Ganadería, Agricultura y Pesca, Uruguay

Some of the participants attending the Seminar

A special discussion session was also devoted to the implementation of the Regional Animal Welfare Strategy for the Americas, adopted at the 21st Conference of the OIE Regional Commission for the Americas, held in Barbados in 2012.

In summary, this Seminar provided a valuable opportunity for the OIE National Focal Points for Animal Welfare and Delegates from two very different regions to discuss common issues and strategies for implementing OIE animal welfare standards.

© Dirección General de Servicios Ganaderos, Ministerio de Ganadería, Agricultura y Pesca, Uruguay

Europe

Regional Seminar for OIE National Focal Points on Animal Production Food Safety

Belgrade, Serbia, 15–17 October 2013

A Regional Seminar for OIE National Focal Points on Animal Production Food Safety was held in Belgrade from 15 to 17 October 2013, as part of the 2013 Work Programme of the OIE Regional (Sofia) and Sub-Regional (Brussels) Representations in Europe, under the Fifth Strategic Plan. It was considered as the 'second version of the first cycle' of a series of seminars on animal production food safety initiated in 2009, involving all 53 OIE Member Countries in the region. Previous seminars for OIE National Focal Points on Animal Production Food Safety have been held in Bulgaria (April 2009) and Italy (November 2011).

This seminar was jointly organised by the OIE and the Serbian Veterinary Services, and funded by the European Commission as part of Contribution Agreement EU–OIE 2013–2014. Out of the 53 countries invited, participants from 39 countries (23 EU and 16 non-EU) took part.

The overall objectives of the session were to improve the general knowledge of OIE standards on animal production food safety, promote country participation in the OIE standard-setting process when dealing with these issues, and create a sustainable 'animal production food safety network' within the region. More specifically, the seminar was aimed at supporting the activities of OIE National Focal Points on Animal Production Food Safety by providing them with:

– good general knowledge of the OIE and of the role of OIE Focal Points (based on their specific terms of reference)

– updates on five major foodborne pathogens: *Echinoccocus, Trichinella, Brucella, Salmonella* in poultry, and *Campylobacter* (through presentations by OIE Reference Laboratory experts and country experiences)

– models for regulatory frameworks in food safety

– information on collaboration at the national level (between Veterinary

© OIE RR Eastern Europe

Services and food safety authorities) and at the international level (between the OIE and Codex Alimentarius).

Judging from feedback, the seminar proved to be a very useful exercise. The participants felt they had received a good understanding of the OIE's work on animal production food safety, as well as a good grasp on their own role as an OIE Focal Point and the tasks and activities involved (such as in-country consultation, commenting on OIE *Code* and *Manual* chapters under discussion, and supporting their OIE Delegate). The combination of scientific expertise (from the OIE Reference Laboratory experts) and practical experience (from various countries) was much appreciated. The seminar was also an ideal forum for networking and gave the Focal Points an opportunity to actively participate in discussions, share opinions and experience and communicate easily in-between.

However, the seminar also revealed that few European OIE Focal Points on Animal Production Food Safety take an active role in the standard-setting process. Some even confessed that they had little or no contact with their Delegate, whether the Focal Points were located within the Veterinary Services or outside them (external coordination). A clear need to strengthen cooperation between Codex Alimentarius Contact Points and OIE Focal Points at both national and regional levels was also identified.

For following seminars, the participants suggested that it might be useful to also invite Codex Alimentarius Contact Points, to strengthen coordination and cooperation between the different services involved in veterinary public health, under the 'One Health' approach. Other suggestions from the participants for future meetings included:

– some group sessions

– presentations on contingency plans for foodborne emergencies

– communication sessions

– a presentation from a representative of the World Trade Organization SPS Committee.

The possible role of OIE Focal Points on Animal Production Food Safety as contact points for the International Food Safety Authorities Network (INFOSAN) also needs to be further emphasised.

Delegates of all OIE Member Countries are strongly encouraged to nominate a National Focal Point on Animal Production Food Safety to assist their active participation in the OIE standard-setting process, and to facilitate the implementation of the OIE international standards within their country.

The next regional seminar for OIE National Focal Points on Animal Production Food Safety in Europe is scheduled in 2015.

meetings and visits

Names and positions of OIE permanent staff who participated in meetings or visits from October to December 2013

OIE Headquarters

General Directorate

Bernard Vallat	Director General
Alex Thiermann	Adviser of the Director General and President of the OIE Terrestrial Animal Health Standards Commission
Etienne Bonbon	Adviser of the Deputy Director General and Acting Head of the Communication Unit **(until 3 November 2013)**
Catherine Bertrand-Ferrandis	Head of the Communication Unit **(from 4 November 2013)**
Julie Strat	Chargée de mission **(until 20 December 2013)**
Yael Farhi	Chargée de mission
Monique Eloit	Deputy Director General (Administration, Management, Human Resources and Regional Activities)
Alain Dehove	Coordinator of the *World Animal Health* and Welfare Fund
Jean-Paul Pradère	Chargé de mission – animal health economics
Anne Reale-Bailly	Bilingual Secretary (World Fund)
Julie Macé	Project Officer (World Fund)
Emily Tagliaro	Project Officer (World Fund)
Victoria Wong	Project Officer (World Fund)
Alix Weng	Head of the Budget and Financial Unit
Jean-Pierre Croiziers	Head of the Human Resources Unit
Gilles Seigneurin	Head of the Accounts Unit
Marie Bonnerot	Administrative and Budgetary Technician
Romain Lemesnager	Accountant
Marie Dieni	Accounts Assistant

Administration, Logistics and Publications Department

Daniel Chaisemartin	Head of Department
Bertrand Flahault	1st Deputy Head of Department and Head of the Systems Management and Events Unit
Ingrid Contreras Arias	Trilingual Conference Coordinator
Elisabeth Boucaud	Conference Coordinator
Annie Souyri	2nd Deputy Head of Department and Head of the Publications Unit
Tamara Benicasa	Marketing and Sales Manager

Animal Health Information Department

Karim Ben Jebara	Head of Department
Paula Cáceres Soto	Deputy Head of Department
Marija Popovic	Chargée de mission
Natalja Lambergeon	Animal Health Information Technician
Lina Awada	Veterinary Epidemiologist
Daria Di Sabatino	Chargée de mission
Aziza Yassin Mustafa	Chargée de mission
Vera Cecilia Ferreira de Figueiredo	Chargée de mission **(until 6 December 2013)**
Margarita Alonso	Translation/Editing Assistant

International Trade Department

Derek Belton	Head of Department
Gillian Mylrea	Deputy Head of Department
Rastislav Kolesar	Animal Welfare Coordinator
Tomasz Grudnik	Chargé de mission
Maria Elaine Joy Villareal	Chargée de mission
Masatsugu Okita	Chargé de mission

Scientific and Technical Department

Elisabeth Erlacher-Vindel	Acting Head of Department
Joseph Domenech	Adviser
Susanne Münstermann	Project Officer
Kiok Hong	Chargé de mission
François Diaz	Chargé de mission
Keith Hamilton	Chargé de mission
Laure Weber-Vintzel	Officer in charge of the Recognition of Countries' Animal Disease Status
Jennifer Lasley	Project Coordinator
Susan Corning	Project Coordinator
Gounalan Pavade	OFFLU Technical Assistant
Victor Saraiva	Chargé de mission
Dietrich Rassow	Veterinarian Adviser
Min Kyung Park	Chargée de mission
Dawid Visser	Biosecurity Officer
Barbara Freischem	Chargée de mission
Simona Forcella	Chargée de mission

Regional Activities Department

François Caya	Head of Department
Mara Elma González Ortiz	Deputy Head of Department
Nathaly Monsalve	Conference Coordinator/Trilingual Secretary
Maud Carron	Chargée de mission
Marie Edan	Chargée de mission
Valentyna Sharandak	Chargée de mission
David Sherman	Chargé de mission
Margherita Recchia	Secretary

OIE Regional and Sub-Regional Representations

Africa

Yacouba Samaké	Regional Representative for Africa (Bamako, Mali)
Florência Cipriano	Deputy Regional Representative for Africa (temporarily in Gaborone, Botswana)
Daniel Bourzat	Adviser to the Regional Representative for Africa (Bamako, Mali)
Youma N'Diaye	Accountant (Bamako, Mali)
Mariam Minta	Secretary (Bamako, Mali)
Aissata Bagayoko	Secretary (Bamako, Mali)
Alou Sangaré	Administrative Assistant (Bamako, Mali)
Neo Mapitse	Sub-Regional Representative for Southern Africa (Gaborone, Botswana)
Mpho Mantsho	Administrative and Financial Assistant (Gaborone, Botswana)
Nomsa Thekiso	Secretary (Gaborone, Botswana)
Rachid Bouguedour	Sub-Regional Representative for North Africa (Tunis, Tunisia)
Antonio Petrini	Programme Officer (Tunis, Tunisia)
Vincent Brioudes	Programme Officer (Tunis, Tunisia)
Ines Guitouni	Administrative and Financial Assistant (Tunis, Tunisia)
Walter Masiga	Sub-Regional Representative for Eastern Africa and the Horn of Africa (Nairobi, Kenya)
Patrick Bastiaensen	Programme Officer (Nairobi, Kenya)
Grace Omwega	Administrative and Financial Assistant (Nairobi, Kenya)
Loise Ndungu	Secretary (Nairobi, Kenya)

Americas

Luis Osvaldo Barcos	Regional Representative for the Americas (Buenos Aires, Argentina)
Martín Minassian	Technical Assistant (Buenos Aires, Argentina)
Alicia Palmas	Secretary (Buenos Aires, Argentina)
Leandro Barcos	Administrative Assistant (Buenos Aires, Argentina)
Montserrat Arroyo Kuribreña	Sub-Regional Representative for Central America (Panama City, Panama)
Alina Gutiérrez Camacho	Secretary (Panama City, Panama)

Asia and the Pacific

Hirofumi Kugita	Regional Representative for Asia and the Pacific (Tokyo, Japan)
Tomoko Ishibashi	Deputy Regional Representative for Asia and the Pacific (Tokyo, Japan)
Chantanee Buranathai	Regional Project Coordinator (Tokyo, Japan)
Tikiri Wijayathilaka	Regional Project Coordinator (Tokyo, Japan)
Hnin Thidar Myint	Regional Veterinary Officer (Tokyo, Japan)
Batsukh Zayat	Secondment Officer (Tokyo, Japan)
Kanako Koike	Accountant (Tokyo, Japan)
Takako Hasegawa	Secretary (Tokyo, Japan)
Chiharu Izumi	Secretary (Tokyo, Japan)
Ronello Abila	Sub-Regional Representative for South-East Asia (Bangkok, Thailand)
Dirk Van Aken	Deputy Sub-Regional Representative for South-East Asia (Bangkok, Thailand)
Agnès Poirier	Programme Coordinator (HPED) (Bangkok, Thailand)
Jaruwan Kampa	Programme Coordinator (IDENTIFY) (Bangkok, Thailand)
Mary Joy Gordoncillo	Science and One Health Coordinator (Bangkok, Thailand)
Cecilia Dy	'M&E' Coordinator and Communication Officer (Bangkok, Thailand)
Karanvir Kukreja	Project Officer (Bangkok, Thailand)
Barbara Tornimbene	Project Officer-Epidemiologist (Bangkok, Thailand)
Phungpit Kuruchittham	Operations Manager (Bangkok, Thailand)
Melada Ruengjumroonnath	Finance Officer (Bangkok, Thailand)
Preechaya Srithep	Administrative Officer (Bangkok, Thailand)

Europe

Nikola T. Belev	Regional Representative for Eastern Europe (Sofia, Bulgaria)
Rina Kostova	Secretary (Sofia, Bulgaria)
Aleksandra Miteva	Technical Assistant (Sofia, Bulgaria)
Kazimieras Lukauskas	Regional Representative in Moscow (Russia)
Ekaterina Panina	Technical and Administrative Assistant (Moscow, Russia)
Nadège Leboucq	Sub-Regional Representative in Brussels (Belgium)
Stéphane de La Rocque	Animal Health Specialist (Brussels, Belgium)
Stanislav Ralchev	Technical Assistant (Brussels, Belgium)

Middle East

Ghazi Yehia	Regional Representative for the Middle East (Beirut, Lebanon)
Mustapha Mestom	Consultant (Beirut, Lebanon)
Ali El Romeh	Consultant (Beirut, Lebanon)
Rita Rizk	Trilingual Secretary (Beirut, Lebanon)
Mahmoud Ghaddaf	Assistant (Beirut, Lebanon)
Khodr Rejeili	Assistant (Beirut, Lebanon)
Tony Atallah	Assistant (Beirut, Lebanon)

Names and positions of experts who represented the OIE in meetings or visits from October to December 2013

Ali Abdullah Al-Sahmi	Member of the OIE Council and OIE Delegate of Oman
Gideon Brückner	President of the OIE Scientific Commission for Animal Diseases
John Clifford	Member of the OIE Council and OIE Delegate of the United States of America
Carlos A. Correa Messuti	Past President of the OIE World Assembly of Delegates and OIE Delegate of Uruguay
Ingo Ernst	Member of the OIE Aquatic Animal Health Standards Commission
Jean Guégan	OIE Consultant
Huang Jie	Vice-President of the OIE Aquatic Animal Health Standards Commission
Sarah Kahn	OIE Consultant
Toshiro Kawashima	Member of the OIE Council and OIE Delegate of Japan
Botlhe Michael Modisane	Member of the OIE Council and OIE Delegate of South Africa
Gardner Murray	OIE Special Adviser
Evgeny Nepoklonov	Member of the OIE Council and OIE Delegate of Russia
Martial Petitclerc	OIE Project Manager and Lead Expert on the Veterinary Legislation Programme
Mark Schipp	Member of the OIE Council and OIE Delegate of Australia
Karin Schwabenbauer	President of the OIE World Assembly of Delegates and OIE Delegate of Germany

List of abbreviations

AGISAR
Advisory Group on Integrated Surveillance of Antimicrobial Resistance

AHVLA
Animal Health and Veterinary Laboratories Agency

ALive
Partnership for Livestock Development, Poverty Alleviation and Sustainable Growth in Africa

ANIHWA
Animal Health and Welfare (ERA-NET project)

APFIC
Asia-Pacific Fishery Commission

ASEAN
Association of South-East Asian Nations

ASF
African swine fever

AU-IBAR
African Union-Interafrican Bureau for Animal Resources

AU-PANVAC
African Union-Pan-African Veterinary Vaccine Centre

AVA
African Veterinary Association

AWARE
Animal Welfare Research in an Enlarged Europe (European Commission funded project)

BTSF
Better Training for Safer Food (programme)

CAHEC
China Animal Health and Epidemiology Center

CBPP
Contagious bovine pleuropneumonia

CCFH
Codex Committee on Food Hygiene

CGIAR
Consultative Group on International Agricultural Research

CILSS
Permanent Interstates Committee for Drought Control in the Sahel

CMC-AH
Crisis Management Centre-Animal Health

COFI
Committee on Fisheries

COPA-COGECA
Committee of Professional Agricultural Organisations-General Confederation of Agricultural Cooperatives

CORDS
Connecting Organizations for Regional Disease Surveillance

CVP
Standing Veterinary Committee of the Southern Cone

DGD
Directorate General for Development

DG SANCO
Directorate General for Health and Consumers of the European Commission

DIA
Drug Information Association

Discontools
Disease Control Tools Project

DURC
Dual-Use Research of Concern

EAC
East African Community

EC
European Commission

ECDC
European Centre for Disease Prevention and Control

EFSA
European Food Safety Authority

EMPHNET
Eastern Mediterranean Public Health Network

EMRO
WHO Regional Office for the Eastern Mediterranean

EPIZONE
European Network of Excellence for Epizootic Diseases Diagnosis and Control

ERA-NET
European Research Network

ESNIP 3
European Surveillance Network for Influenza in Pigs 3

ETPGAH
European Technology Platform for Global Animal Health

EU
European Union

EuFMD
European Commission for the Control of Foot and Mouth Disease

EUWelNet
Coordinated European Animal Welfare Network (project co-financed by the European Commission)

FAMIC
Japan Food and Agricultural Materials Inspection Center

List of abbreviations (contd)

FAO
Food and Agriculture Organization of the United Nations

FEI
International Equestrian Federation

FMD
Foot and mouth disease

FVE
Federation of Veterinarians of Europe

GFSP
Global Food Safety Partnership

GF-TADs
FAO/OIE Global Framework for the Progressive Control of Transboundary Animal Diseases

GLEWS
Global Early Warning System

GRF
Global Risk Forum

HHP
High-Health High-Performance (FEI concept for horses)

HPAI
Highly pathogenic avian influenza

HPED
European Union-funded cooperation programme on highly pathogenic and emerging and re-emerging diseases in Asia

IAEA
International Atomic Energy Agency

IAWP
OIE Improved Animal Welfare Programme

ICCAE
International Cooperation Center for Agricultural Education

IDENTIFY
Laboratory Capacity Building and Networking Project

IDF
International Dairy Federation

IFAH
International Federation for Animal Health

IFAW
International Fund for Animal Welfare

IFHA
International Federation of Horseracing Authorities

IMHC
International Movement of Horses Committee

INHESJ
French National Institute for Advanced Studies in Security and Justice

IPC
International Poultry Council

JTF
Japan Trust Fund

LMD
Laboratory Management Department

M&E
Monitoring & Evaluation

MERS-CoV
Middle East Respiratory Syndrome Coronavirus

NACA
Network of Aquaculture Centres in Asia-Pacific

NADIR
European Network for Animal Disease and Infectiology Research Facilities (EU-funded project)

NATO
North Atlantic Treaty Organisation

NVMA
Nigerian Veterinary Medical Association

OFFLU
Joint OIE/FAO worldwide scientific network for the control of animal influenzas

OIE
World Organisation for Animal Health

OIRSA
Regional International Organization for Plant Protection and Animal Health

PATTEC
Pan-African Tsetse and Trypanosomosis Eradication Campaign

PCP
Progressive Control Pathway

PIM
CGIAR Research Programs on Policies, Institutions and Markets

PPR
Peste des petits ruminants

PROCNADA
Progressive Control Strategy for Neglected Animal Diseases in Africa

REMESA
Mediterranean Animal Health Network

SADC
Southern African Development Community

SEACFMD
South-East Asia and China Foot and Mouth Disease Campaign

SPC
Secretariat of the Pacific Community

SPS
Sanitary and phytosanitary measures

STANDZ
Stop Transboundary Animal Diseases and Zoonoses

STAR-IDAZ
Global Strategic Alliances for the Coordination of Research on the Major Infectious Diseases of Animals and Zoonoses

STDF
Standards and Trade Development Facility

TAIEX
Technical Assistance and Information Exchange Instrument

UN
United Nations

UNESCO
United Nations Educational, Scientific and Cultural Organization

UNIDO
United Nations Industrial Development Organization

US
United States

VCN
Veterinary Council of Nigeria

VETGOV
'Reinforcing Veterinary Governance in Africa' (EU-funded project implemented by AU-IBAR in partnership with OIE and FAO)

VICH
International Cooperation on Harmonisation of Technical Requirements for Registration of Veterinary Medicinal Products

WAHID
OIE *World Animal Health* Information Database

WAHIS
OIE *World Animal Health* Information System

WCO
World Customs Organization

WEVA
World Equine Veterinary Association

WHO
World Health Organization

WSAVA
World Small Animal Veterinary Association

WTO
World Trade Organization

meetings and visits

October 2013

Title of the event	Place	Date	Participants
OIE Council's Meeting	Berlin (Germany)	1-3 October	Dr K. Schwabenbauer, Dr C.A. Correa Messuti, Dr B. Vallat, Dr M. Eloit, Dr A.A. Al-Sahmi, Dr J. Clifford, Dr T. Kawashima, Dr B.M. Modisane, Dr E. Nepoklonov & Dr M. Schipp
Inter-Regional Seminar (North Africa and Middle East) for OIE National Focal Points for Veterinary Products (3rd cycle)	Algiers (Algeria)	1-3 October	Dr E. Erlacher-Vindel, Dr S. Münstermann, Dr F. Diaz, Dr Y. Samaké, Dr R. Bouguedour, Dr V. Brioudes, Ms I. Guitouni & Dr G. Yehia
NADIR Satellite Workshop at EPIZONE	Brussels (Belgium)	2 October	Dr K. Hamilton
Seminar on the role of wildlife as reservoir and vector of infectious animal diseases in the coastal areas of countries bordering the Baltic Sea	Gdansk (Poland)	2-3 October	Prof. K. Lukauskas
2nd Regional Workshop on the PCP for FMD for South Asian countries	Agra (India)	2-4 October	Dr J. Domenech & Dr K. Kukreja
Meeting of the Kenya Veterinary Board: the management of animal health delivery services in the arid and semi-arid lands with particular reference to the role played by Community-based Animal Health Workers	Nairobi (Kenya)	3 October	Dr W. Masiga
13th WEVA Congress	Budapest (Hungary)	3-5 October	Dr S. Münstermann
Chatham House Conference: 'Antimicrobial Resistance: Incentivizing change towards a global solution'	London (United Kingdom)	4 October	Dr B. Vallat
International Sheepmeat Forum (COPA-COGECA)	Brussels (Belgium)	4 October	Dr N. Leboucq
7th session of the FAO-COFI Sub-Committee on Aquaculture	Saint Petersburg (Russia)	5-10 October	Prof. K. Lukauskas
2nd National Contact Person Meeting, under the OIE/JTF Project on FMD Control in Asia and Visit to the State Central Veterinary Laboratory	Ulan Bator (Mongolia)	6 October	Dr F. Caya, Dr H. Kugita, Dr C. Buranathai, Dr B. Zayat, Dr R. Abila & Dr G. Brückner
IFHA General Assembly	Paris (France)	7 October	Dr S. Münstermann
2nd Coordination Committee Meeting, under the OIE/JTF Project on FMD Control in Asia	Hustai National Park (Mongolia)	7 October	Dr F. Caya, Dr H. Kugita, Dr C. Buranathai, Dr B. Zayat, Dr R. Abila & Dr G. Brückner
Round Table on indicators of implementation of the International Plant Protection Convention	Windsor (United Kingdom)	7-8 October	Dr D. Belton
AWARE Workshop II: Strategies to support improved animal welfare	Ohrid (Macedonia)	7-8 October	Dr S. Ralchev
Intergovernmental preparatory meeting	Kumamoto (Japan)	7-8 October	Dr T. Ishibashi
3rd Regional Short-term Training on Risk Assessment for Veterinary Vaccines, organised by the National Veterinary Assay Laboratory of Japan, OIE Collaborating Centre for Diagnosis and Control of Animal Diseases and Related Veterinary Product Assessment in Asia, in collaboration with the OIE Regional Representation for Asia and the Pacific	Tokyo (Japan)	7-11 October	Dr T. Ishibashi & Dr H. Thidar Myint
FMD Scientific Meeting for East Asia, under the OIE/JTF Project on FMD Control in Asia	Hustai National Park (Mongolia)	8 October	Dr F. Caya, Dr H. Kugita, Dr C. Buranathai, Dr B. Zayat, Dr R. Abila & Dr G. Brückner

meetings and visits

October 2013 (contd)

Title of the event	Place	Date	Participants
5th GF-TADs Regional Steering Committee Meeting for Europe	Brussels (Belgium)	8-9 October	Dr M. Eloit, Dr J. Domenech, Dr M.E. González Ortiz, Prof. Dr N.T. Belev, Dr N. Leboucq & Dr S. Ralchev
8th meeting of the EFSA Scientific Network on bovine spongiform encephalopathy and other transmissible spongiform encephalopathies	Parma (Italy)	8-9 October	Dr A. Thiermann
Meeting with the Deputy Minister of Agriculture of Russia during the 15th International Exhibition of Agriculture 'Golden Autumn'	Moscow (Russia)	8-10 October	Dr E. Bonbon, Prof. K. Lukauskas & Dr E. Panina
OIE Regional Workshop for advanced training on the second version of WAHIS and WAHID for National Focal Points for Animal Disease Notification to the OIE	Bangkok (Thailand)	8-10 October	Dr K. Ben Jebara, Dr L. Awada, Dr T. Wijayathilaka, Dr R. Abila, Dr D. Van Aken, Dr A. Poirier & Dr K. Kukreja
Technical assistance mission for the ongoing FMD outbreak in Cambodia	Takeo (Cambodia)	8-10 October	Dr M.J. Gordoncillo
EU Reference Laboratory Network Meeting	Maisons-Alfort (France)	9-10 October	Dr S. Münstermann & Ms I. de Guindos Talavera
LMD/CAHEC Strategic Planning Workshop, in the framework of IDENTIFY programme	Qingdao (People's Republic of China)	9-12 October	Dr J. Kampa & Ms M. Ruengjumroonnath
Informal meeting with FVE	Brussels (Belgium)	10 October	Dr S. Ralchev
Conference of Plenipotentiaries on the 'Minamata Convention on Mercury'	Kumamoto (Japan)	10 October	Dr T. Ishibashi
1st Meeting of the GFSP Technical Working Group on Food Safety	UNIDO Headquarters, Vienna (Austria)	10 October	Dr G. Mylrea
2nd IPC Conference 2013	Geneva (Switzerland)	10-11 October	Dr A. Thiermann
3rd STAR-IDAZ Annual Meeting	Mexico City (Mexico)	10-12 October	Dr B. Freischem
Conference entitled "The contribution of the Veterinary Public Health to 'One Health'", organised by the Istituto Superiore di Sanità	Rome (Italy)	11 October	Dr A. Petrini
WTO Workshop on SPS-related Market Access Challenges and Opportunities, organised by the Secretariat of the SPS Committee	Geneva (Switzerland)	14 October	Dr M. Okita
Signing of the Diplomatic Cooperation Agreement between the OIE and the Republic of Kazakhstan regarding the establishment of an OIE Sub-Regional FMD Coordination Unit in Astana and signing of the twinning for brucellosis diagnostic	Astana (Kazakhstan)	14-16 October	Dr B. Vallat & Prof. K. Lukauskas
Workshop on: 'Regional policies to control rabies in the Southern Mediterranean', organised and financed by TAIEX in close cooperation with DG SANCO, EFSA and ECDC	Paris (France)	15-16 October	Dr E. Bonbon, Dr A. Dehove, Dr S. Forcella & Dr V. Brioudes
2nd Regional Seminar for OIE National Focal Points for Animal Welfare	Montevideo (Uruguay)	15-16 October	Dr C.A. Correa Messuti, Dr D. Belton, Dr T. Grudnik, Dr L.O. Barcos, Dr M. Minassian & Dr S. Kahn
WTO-STDF Working Group Meeting	Geneva (Switzerland)	15-16 October	Dr M. Okita

meetings and visits

October 2013 (contd)

Title of the event	Place	Date	Participants
GFSP Stakeholder Food Safety Needs Assessment Workshop, co-organised by the World Bank and the Ministry of Agriculture and Livestock and the Ministry of Health of Zambia	Lusaka (Zambia)	15-16 October	Dr F. Cipriano
Regional Seminar for OIE National Focal Points for Animal Production Food Safety (2nd cycle)	Belgrade (Serbia)	15-17 October	Dr G. Mylrea, Prof. Dr N.T. Belev, Ms R. Kostova & Dr N. Leboucq
ASEAN Inter-Sectoral Workshop on Rabies Prevention and Control	Da Nang (Vietnam)	15-17 October	Dr R. Abila, Dr A. Poirier & Dr M.J. Gordoncillo
Training course on animal welfare in poultry production (laying hens and broiler chickens for meat production), in the framework of the BTSF initiative	Teramo (Italy)	15-18 October	Dr M.E.J. Villareal
Country visit to the Veterinary Authority of the United Republic of Tanzania in Dar es Salaam and visit at the EAC Headquarters in Arusha	Dar es Salaam and Arusha (Tanzania)	15-18 October	Dr W. Masiga & Dr P. Bastiaensen
86th meeting of the EuFMD Executive Committee	Lyons (France)	16-18 October	Dr J. Domenech
58th meeting of the WTO SPS Committee	Geneva (Switzerland)	16-18 October	Dr M. Okita
5th Conference-exhibition: 'Can an infectious disease die too?', at the invitation of the Fondation Mérieux	Lyons (France)	17 October	Dr B. Vallat
ESNIP 3 Project Stakeholder Day Meeting	AHVLA Headquarters, Weybridge (United Kingdom)	17 October	Dr G. Pavade
OIE Regional Conference on Animal Welfare and International Trade	Montevideo (Uruguay)	17-18 October	Dr C.A. Correa Messuti, Dr M. Eloit, Dr D. Chaisemartin, Dr D. Belton, Dr T. Grudnik, Dr L.O. Barcos, Dr M. Minassian, Dr S. Ralchev & Dr S. Kahn
3rd Global Animal Health Conference: 'Developing Global Animal Health Products to Support Food Security and Sustainability', hosted by DIA and IFAH	Arlington (United States)	17-18 October	Dr E. Erlacher-Vindel
Chatham House Meeting Enhancing Global Health Security	London (United Kingdom)	21 October	Dr A. Dehove
ETPGAH Executive Board Meeting and Discontools Project Management Board Meeting	Brussels (Belgium)	21 October	Dr B. Freischem
WTO Advanced SPS Training Workshop	WTO Headquarters, Geneva (Switzerland)	21-22 October	Dr S. Kahn
G8 Global Partnership against the Spread of Weapons and Materials of Mass Destruction and DURC Workshop	London (United Kingdom)	22-24 October	Dr K. Hamilton
Online learning event – Webinar on: 'Tackling climate change through livestock: global assessment and multi-stakeholder initiatives'	OIE Headquarters, Paris (France)	22-24 October	Dr P. Bastiaensen
Annual meeting of the OIE Regional and Sub-Regional Representations	OIE Headquarters, Paris (France)	22-25 October	OIE Headquarters' staff and OIE Regional and Sub-Regional Representatives
Joint FAO/WHO Expert Meeting on Risk-based Examples for Control of *Trichinella* spp. and *Taenia saginata*/ *Cysticercus bovis*	Geneva (Switzerland)	22-25 October	Dr M. Okita

meetings and visits

October 2013 (contd)

Title of the event	Place	Date	Participants
CMC-AH Steering Committee Meeting	FAO Headquarters, Rome (Italy)	24 October	Dr A. Thiermann
IDF Standing Committee for Animal Health and Welfare	Yokohama (Japan)	27 October	Dr E. Erlacher-Vindel & Dr T. Ishibashi
EU conference on the animal welfare of cats and dogs	Brussels (Belgium)	28 October	Dr N. Leboucq
SPC/FAO Regional Meeting on 'One Health'	Nadi (Fiji)	28-29 October	Dr B. Zayat
1st Training-for-trainers seminar on the second version of WAHIS	OIE Headquarters, Paris (France)	28-30 October	Dr K. Ben Jebara, Dr P. Cáceres Soto, Dr M. Popovic, Ms N. Lambergeon, Dr L. Awada, Dr D. Di Sabatino, Dr A. Yassin Mustafa, Dr V.C. Ferreira de Figueiredo, Ms M. Alonso, Dr D. Bourzat, Dr A. Petrini, Dr P. Bastiaensen, Dr M. Minassian, Dr T. Wijayathilaka, Dr K. Kukreja, Dr E. Panina & Dr S. Ralchev
IDF World Dairy Summit 2013	Yokohama (Japan)	28 October – 1 November	Dr E. Erlacher-Vindel & Dr T. Ishibashi
Joint High-Level Forum World Bank-Government of Mauritania-CILSS: 'Beating the Odds: Building Resilience in the Sahel – Opportunities for Pastoralism'	Nouakchott (Mauritania)	29 October	Dr B. Vallat & Dr R. Bouguedour
Visit to Porton Down to discuss the historical use of animal pathogens as biological weapons	Porton Down (United Kingdom)	29 October	Dr K. Hamilton
6th meeting of the GF-TADs Global Steering Committee	FAO Headquarters, Rome (Italy)	29-30 October	Dr M. Eloit, Dr D. Chaisemartin, Dr J. Domenech, Dr F. Caya & Dr Y. Samaké
2nd meeting of the EUWelNet Advisory Board	Brussels (Belgium)	29-30 October	Dr E. Bonbon & Dr N. Leboucq
14th Open Forum of the International Cooperation Center for Agricultural Education, Nagoya University (ICCAE)	Nagoya (Japan)	29-30 October	Dr T. Ishibashi
Regional Animal Health Laboratory Technical Advisory Group Meeting	Yogyakarta (Indonesia)	29-30 October	Dr C. Buranathai, Dr R. Abila, Dr J. Kampa & Dr M.J. Gordoncillo
VETGOV Training Course on Veterinary Legislation	Arusha (Tanzania)	29-31 October	Dr D. Sherman
5th AVA Congress and 3rd Angolan Congress on Veterinary Medicine	Lubango (Angola)	29-31 October	Dr F. Cipriano
Technical consultation meeting on regional FMD vaccines bank	Rio de Janeiro (Brazil)	30-31 October	Dr L.O. Barcos
LIVEXchange Conference 2013: 'Australia's livestock export sector: taking innovation, change and animal welfare improvements to the world'	Townsville (Australia)	30 October – 1 November	Dr D. Belton
3rd Livestock Global Alliance Meeting	Rome (Italy)	31 October	Dr B. Vallat & Dr A. Dehove
IDF Animal Health and Welfare Conference	Yokohama (Japan)	31 October	Dr E. Erlacher-Vindel & Dr T. Ishibashi
Meeting with the representatives of Directorate General for Development (DGD) of the Ministry of Foreign Affairs, Foreign Trade and Development Cooperation of Belgium	Brussels (Belgium)	31 October	Dr P. Bastiaensen & Dr N. Leboucq
1st ASEAN Laboratory Directors' Forum	Yogyakarta (Indonesia)	31 October – 1 November	Dr C. Buranathai, Dr R. Abila, Dr J. Kampa & Dr M.J. Gordoncillo

meetings and visits

November 2013

Title of the event	Place	Date	Participants
21st ALive Executive Committee Meeting	Nairobi (Kenya)	4 November	Dr Y. Samaké, Dr W. Masiga & Dr P. Bastiaensen
FEI General Assembly 2013	Montreux (Switzerland)	4-7 November	Ms T. Benicasa & Dr S. Münstermann
SPS Regional Workshop for Arab countries	Abu Dhabi (United Arab Emirates)	4-7 November	Dr M. Okita
2nd Training Session on IAWP Programme	Ho Chi Minh City (Vietnam)	4-8 November	Dr R. Kolesar, Dr T. Grudnik & Dr M.E.J. Villareal
CGIAR PIM Conference on: 'Mainstreaming Livestock Value Chains: Bridging the Research Gap between Household Analysis and Policy Modeling'	Accra (Ghana)	5-6 November	Dr E. Bonbon & Dr D. Bourzat
WSAVA Symposium on: 'One Health: Rabies and other disease risks from free-roaming dogs', organised in partnership with the OIE	OIE Headquarters, Paris (France)	5-6 November	Dr A. Thiermann
Meeting of the Organising Committee for the 3rd OIE Global Conference on Veterinary Education and the Role of the Veterinary Statutory Body: 'Ensuring excellence and ethics of the Veterinary Profession', to be held in Foz do Iguaçu (Brazil) from 4 to 6 December 2013	Foz do Iguaçu (Brazil)	5-7 November	Dr D. Chaisemartin & Dr L.O. Barcos
Technical meeting to explore the possibilities of a new 'Global Platform for ASF and other pig diseases'	FAO Headquarters, Rome (Italy)	5-7 November	Dr J. Domenech & Dr D. Rassow
Conference on 'Risk Analysis as a tool for the control of animal diseases and zoonoses in the Mediterranean Basin'	Teramo (Italy)	5-7 November	Dr D. Belton, Dr S. Forcella, Dr R. Bouguedour & Dr A. Petrini
Training of trainers on outbreak investigation and management	Bangkok (Thailand)	5-7 November	Dr R. Abila, Dr M.J. Gordoncillo, Dr K. Kukreja, Ms P. Kuruchittham, Ms M. Ruengjumroonnath & Ms P. Srithep
Workshop on Curricular Revision and Course on Proposal Writing, organised by the College of Veterinary Medicine at the University of the Philippines	Los Baños (Philippines)	6-8 November	Dr D. Van Aken
Kick-off meeting of the South-East Asia encephalitis project	Vientiane (Laos)	6-8 November	Dr A. Poirier
OIE Regional Workshop on Emergency Aquatic Animal Disease Response, in collaboration with NACA	Bali (Indonesia)	6-8 November	Dr H. Kugita & Dr H. Thidar Myint
12th Meeting of the Asia Regional Advisory Group on Aquatic Animal Health and Regional Expert Consultation on Genetic Erosion Risk Analysis for Shrimp Diseases in Asia	Bangkok (Thailand)	6-15 November	Dr H. Thidar Myint
201st/202nd Sessions of the Permanent Technical Committee of WCO	Brussels (Belgium)	7 November	Dr N. Leboucq
Regional Seminar 'CVP: an example of regional integration'	Santiago (Chile)	7 November	Dr L.O. Barcos
Task Force Meeting for World Fund Results Indicators	OIE Headquarters, Paris (France)	8 November	Dr A. Dehove, Dr J.-P. Pradère, Ms E. Tagliaro & Dr M. Petitclerc
SEACFMD Epidemiology Network Meeting	Bangkok (Thailand)	8 November	Dr R. Abila, Dr J. Kampa, Dr M.J. Gordoncillo, Dr K. Kukreja, Ms P. Kuruchittham, Ms M. Ruengjumroonnath & Ms P. Srithep

meetings and visits

November 2013 (contd)

Title of the event	Place	Date	Participants
90th Anniversary Congress of the Lithuanian Veterinary Association	Vilnius (Lithuania)	8-9 November	Prof. K. Lukauskas
Working Group Meetings on the Proposed Draft Guidelines for the Control of Specific Zoonotic Parasites in Meat: *Trichinella* spp. and *Cysticercus bovis* and Working Group Meeting for the Establishment of CCFH Work Priorities	Hanoi (Vietnam)	10 November	Dr G. Mylrea
Round Table on: 'Veterinarians and Beekeeping', organised during the 2nd European Congress of Beekeeping 'Beecome'	Louvain-la-Neuve (Belgium)	10 November	Dr F. Diaz
Golden Jubilee Anniversary of the Nigerian Veterinary Medical Association (NVMA) and Diamond Jubilee Anniversary of the Veterinary Council of Nigeria (VCN)	Abuja (Nigeria)	11-12 November	Dr A. Thiermann
2nd OIE Sub-Regional Technical Meeting on: 'Official sanitary status and endorsement of national control programmes regarding FMD and PPR: interest for North African countries'	Tunis (Tunisia)	11-12 November	Dr J. Domenech, Dr R. Bouguedour, Dr A. Petrini & Dr V. Brioudes
Country visit to the Veterinary Authority of the Republic of Uganda	Entebbe and Kampala (Uganda)	11-12 November	Dr W. Masiga & Dr P. Bastiaensen
12th Asia Regional Advisory Group Meeting on Aquatic Animal Health	Bangkok (Thailand)	11-13 November	Dr H. Thidar Myint, Dr H. Jie & Dr I. Ernst
29th VICH Steering Committee Meeting	Auckland (New Zealand)	11-14 November	Dr S. Münstermann
45th CCFH Session	Hanoi (Vietnam)	11-15 November	Dr G. Mylrea
US State Department Biosecurity Engagement Programme Implementers Workshop	Washington, DC (United States)	12-13 November	Dr K. Hamilton
3rd VICH Outreach Forum Meeting	Auckland (New Zealand)	12-13 November	Dr S. Münstermann
8th Workshop of the SEACFMD Laboratory Network	Bangkok (Thailand)	12-13 November	Dr C. Buranathai, Dr R. Abila, Dr A. Poirier, Dr J. Kampa, Dr M.J. Gordoncillo, Dr K. Kukreja, Ms P. Kuruchittham, Ms M. Ruengjumroonnath & Ms P. Srithep
OIE Regional Workshop (Africa and the Middle East) for OIE National Focal Points for Wildlife (3rd cycle)	Gaborone (Botswana)	12-14 November	Dr K. Ben Jebara, Dr E. Erlacher-Vindel, Dr S. Forcella, Dr F. Cipriano, Dr N. Mapitse, Ms M. Mantsho, Ms N. Thekiso & Dr A. El Romeh
WHO-EMRO Consultative Meeting on antimicrobial resistance: from policies to action	Sharm el-Sheikh (Egypt)	12-14 November	Dr G. Yehia
2nd meeting of the ASEAN *Ad hoc* Veterinary Epidemiology Group	Bali (Indonesia)	12-14 November	Dr D. Van Aken
Expert Consultation on Genetic Erosion Risk Analysis for Shrimp Diseases in Asia	Bangkok (Thailand)	13-14 November	Dr H. Thidar Myint, Dr H. Jie & Dr I. Ernst
8th OIE/FAO FMD Reference Laboratories Network Annual Meeting	Bangkok (Thailand)	14-15 November	Dr J. Domenech, Dr A. Poirier, Dr J. Kampa, Dr M.J. Gordoncillo & Dr K. Kukreja
Meetings with Senior Officials of the FAO (Deputy Directors General, Principal Private Secretary of the Director General of the FAO and Director of Animal Production)	Rome (Italy)	15 November	Dr B. Vallat

meetings and visits

November 2013 (contd)

Title of the event	Place	Date	Participants
6th European Antibiotic Awareness Day 2013	Brussels (Belgium)	15 November	Dr F. Diaz
Meeting with the Veterinary Department, Ministry of Primary Industries, on the HHP concept	Wellington (New Zealand)	15 November	Dr S. Münstermann
Consultation meeting with national and regional representatives for the STANDZ Rabies Control Project (Philippines)	Quezon City (Philippines)	15 November	Dr R. Abila & Dr M.J. Gordoncillo
FVE General Assembly	Brussels (Belgium)	15-16 November	Dr S. Ralchev
2nd GRF 'One Health' Summit 2013	Davos (Switzerland)	17-20 November	Dr A. Dehove & Dr S. de La Rocque
Regional Seminar for OIE Delegates on Activities of Specialist Commissions	Cebu (Philippines)	18 November	Dr H. Kugita, Dr T. Ishibashi & Dr B. Zayat
28th Conference of the OIE Regional Commission for Asia, the Far East and Oceania	Cebu (Philippines)	18-22 November	Dr K. Schwabenbauer, Dr B. Vallat, Dr K. Ben Jebara, Dr S. Münstermann, Dr F. Caya, Ms N. Monsalve, Ms M. Recchia, Dr H. Kugita, Dr T. Ishibashi, Dr B. Zayat, Dr R. Abila, Dr D. Van Aken, Dr A. Poirier, Dr M.J. Gordoncillo, Dr T. Kawashima, Dr M. Schipp & Dr G. Murray
Regional consultation about CBPP control in Africa	Dakar (Senegal)	19-21 November	Dr J. Domenech & Dr Y. Samaké
1st International Havemeyer Foundation Workshop on Infectious Diseases of Working Horses and Donkeys	Addis Ababa and Debre Zeit (Ethiopia)	19-22 November	Dr P. Bastiaensen
EC Seminar for EU Veterinary Students	Brussels (Belgium)	20 November	Dr S. Ralchev
CORDS Board Meeting	Annecy (France)	21 November	Dr B. Vallat & Dr A. Dehove
ANIHWA Workshop on: 'Gap analysis and research framework development in animal health and welfare'	Copenhagen (Denmark)	21-22 November	Dr B. Freischem
FAO-EuFMD/EC/OIE Tripartite Group Meeting on the control of FMD and other exotic diseases in the Southern Balkans	Istanbul (Turkey)	22 November	Dr S. Ralchev
Consultation meeting with national and regional representatives for the STANDZ Rabies Control Project (Philippines)	Quezon City (Philippines)	25 November	Dr R. Abila & Dr M.J. Gordoncillo
GLEWS Task Force Meeting	Geneva (Switzerland)	25-26 November	Dr D. Chaisemartin & Dr K. Ben Jebara
12th PATTEC National Coordinators' Meeting	Dakar (Senegal)	25-27 November	Dr F. Cipriano
Photographic exhibition in the European Parliament: 'Protecting human health through better animal health'	Brussels (Belgium)	25-28 November	Dr B. Vallat, Dr E. Bonbon, Dr C. Bertrand-Ferrandis, Ms J. Strat, Dr Y. Farhi, Ms A. Souyri, Dr N. Leboucq & Dr S. Ralchev
Sub-regional training workshop on biorisk management in laboratory and shipment of infectious substances, organised by the Regional Coordinating Unit of REMESA in collaboration with WHO	Tunis (Tunisia)	25-29 November	Dr S. de La Rocque
FAO/OIE/WHO Course on biosecurity	Tunis (Tunisia)	25-29 November	Dr R. Bouguedour & Dr A. Petrini
International Congress on Pig Production	Moscow (Russia)	26 November	Prof. K. Lukauskas & Dr E. Panina
Panel presentation and discussion on puppy trade in Europe: "A lack of traceability, threat to the European Market and 'One Health'", organised by Vier Pfoten International	European Parliament, Brussels (Belgium)	26 November	Dr S. Ralchev

meetings and visits

November 2013 (contd)

Title of the event	Place	Date	Participants
Meeting with the Authorities of the Eurasian Economic Commission	Moscow (Russia)	27 November	Prof. K. Lukauskas & Dr E. Panina
4th Steering Committee Meeting of the VETGOV Project	Gaborone (Botswana)	27-28 November	Dr N. Mapitse & Dr P. Bastiaensen
Asia-Pacific Workshop on Multisectoral Collaboration for the Prevention and Control of Zoonoses	Kathmandu (Nepal)	27-29 November	Dr S. Corning, Dr H. Kugita, Dr T. Wijayathilaka, Dr R. Abila, Dr A. Poirier, Dr J. Kampa & Dr M.J. Gordoncillo
FAO/APFIC/NACA Regional Technical Consultation on Aquaculture Planning and Management Toolkit and Strategies Promoting its Adoption in Asia and the Pacific	Bangkok (Thailand)	27-29 November	Dr H. Thidar Myint
2nd AU-PANVAC Steering Committee Meeting	Addis Ababa (Ethiopia)	29 November	Dr Y. Samaké
Final Workshop for the FAO GCP/RAB/010/SPA project 'Strengthening systems of prevention and control of Transboundary Animal Diseases in the Maghreb and Egypt: towards a Mediterranean Animal Health Network (REMESA)'	Hammamet (Tunisia)	29-30 November	Dr A. Petrini

December 2013

Title of the event	Place	Date	Participants
Workshop for Veterinary Education Establishments	Ho Chi Minh City (Vietnam)	1-3 December	Ms P. Srithep
3rd National Meeting on Animal Health Protection	Foz do Iguaçu (Brazil)	2-3 December	Dr L.O. Barcos, Dr M. Minassian & Dr S. Kahn
South Asia Regional 'One Health' Symposium	Paro (Bhutan)	2-6 December	Dr T. Wijayathilaka
International conference in support of implementing UN Security Council Resolution 1540 (2004): 'Risks, Challenges and Responses: Industry's Effective Practices in Responding to Biosecurity Risks'	Wiesbaden (Germany)	3-4 December	Dr K. Hamilton
Regional Seminar for OIE National Focal Points for Veterinary Products (3rd cycle)	Maputo (Mozambique)	3-5 December	Dr E. Erlacher-Vindel, Dr S. Münstermann, Dr F. Diaz, Dr F. Cipriano, Dr D. Bourzat & Ms M. Mantsho
3rd OIE Global Conference on Veterinary Education and the Role of the Veterinary Statutory Body: 'Ensuring excellence and ethics of the Veterinary Profession'	Foz do Iguaçu (Brazil)	4-6 December	Dr K. Schwabenbauer, Dr C.A. Correa Messuti, Dr J. Clifford, Dr B. Vallat, Dr E. Bonbon, Ms M. Bonnerot, Ms M. Dieni, Dr D. Chaisemartin, Ms I. Contreras Arias, Ms E. Boucaud, Dr D. Belton, Dr V. Saraiva, Dr D. Rassow, Dr Y. Samaké, Dr N. Mapitse, Dr R. Bouguedour, Dr V. Brioudes, Dr W. Masiga, Dr P. Bastiaensen, Dr L.O. Barcos, Dr M. Minassian, Mr L. Barcos, Dr M. Arroyo Kuribreña, Dr R. Abila, Dr A. Poirier, Prof. K. Lukauskas, Dr N. Leboucq, Dr G. Yehia & Dr S. Kahn

meetings and visits

December 2013 (contd)

Title of the event	Place	Date	Participants
OFFLU technical meeting on: 'Vaccination as a control tool against HPAI: Developing guidance on vaccines and vaccination against HPAI from lessons learned'	Beijing (People's Republic of China)	4-6 December	Dr J. Domenech, Dr G. Pavade & Dr H. Thidar Myint
NATO Joint Health, Agricultural and Food Group Seminar: Zoonotic diseases in the 21st century and their strategic and geo-political considerations	Bucharest (Romania)	4-6 December	Dr D. Visser
Joint FAO/IAEA Programme on Nuclear Techniques in Food and Agriculture: Consultants meeting – Advances in Development of Early Warning Tools for Detection of Vector-borne Diseases of Animals, including Zoonoses – Focus on Vectors and Development of Diagnostic and Tracing Technologies used for Livestock Pathogen Detection	Vienna (Austria)	4-6 December	Dr B. Freischem
3rd EMPHNET Regional Conference 2013: 'Public Health surveillance for the 21st century'	Marrakech (Morocco)	4-7 December	Dr K. Hamilton
Informal meeting with IFAW	Brussels (Belgium)	5 December	Dr S. Ralchev
IMHC Meeting 2013	Hong Kong (Special Administrative Region of the People's Republic of China)	8-10 December	Dr S. Münstermann & Dr G. Murray
Post-planning, follow-up workshop for the National Animal Health Laboratory in Laos	Vientiane (Laos)	8-10 December	Dr J. Kampa & Ms M. Ruengjumroonnath
Chatham House Meeting Enhancing Global Health Security	Geneva (Switzerland)	9 December	Dr A. Dehove
Joint OIE/OIRSA Regional Seminar on Veterinary Legislation for OIRSA member countries	San Salvador (El Salvador)	9-11 December	Dr M.E. González Ortiz, Dr D. Sherman, Dr S. Kahn & Dr J. Guégan
2nd GFSP Annual Conference	Singapore	10-13 December	Dr T. Ishibashi
EC Conference on Antimicrobial Resistance: 'State of Play of the 5-year action plan against the rising threat of Antimicrobial Resistance'	Brussels (Belgium)	11 December	Dr E. Bonbon & Dr E. Erlacher-Vindel
1st Congress of the Technical Veterinary Group of Tunisia	Mahdia (Tunisia)	11-12 December	Dr R. Bouguedour & Dr V. Brioudes
WHO-AGISAR/FAO Final Workshop on Food Safety and Antimicrobial Resistance along the Chicken Value Chain in Cambodia	Phnom Penh (Cambodia)	11-12 December	Dr J. Kampa
Meeting with the Development and Cooperation General Directorate of the European Commission	Brussels (Belgium)	12 December	Dr A. Dehove, Ms E. Tagliaro & Mr R. Lemesnager
Training-for-experts seminar on the OIE Veterinary Legislation Support Programme	San Salvador (El Salvador)	12 December	Dr M.E. González Ortiz, Dr D. Sherman, Dr S. Kahn & Dr J. Guégan
Meeting with the Korean Veterinary Authorities to discuss of the organisation of the Equestrian component of the Asian Games in 2014	Incheon (Republic of Korea)	12-13 December	Dr S. Münstermann

meetings and visits

December 2013 (contd)

Title of the event	Place	Date	Participants
Consultative meeting to determine the public health research agenda for MERS-CoV	Cairo (Egypt)	15-16 December	Dr G. Pavade
Veterinary Services Strategic Planning Workshop	Manila (Philippines)	16-17 December	Dr R. Abila
Regional short-term training on analysis of mycotoxins in feed, organised by the OIE Collaborating Centre for Animal Feed Safety and Analysis (FAMIC) and the OIE Regional Representation for Asia and the Pacific	Saitama (Japan)	16-20 December	Dr H. Kugita & Dr T. Ishibashi
8th Meeting of the Advisory Committee of the OIE *World Animal Health* and Welfare Fund	OIE Headquarters, Paris (France)	17 December	Dr B. Vallat, Dr M. Eloit, Dr E. Bonbon, Dr A. Dehove, Dr J.-P. Pradère, Ms A. Reale-Bailly, Ms J. Macé, Ms E. Tagliaro, Ms V. Wong, Mr R. Lemesnager, Dr D. Chaisemartin, Dr K. Ben Jebara, Dr P. Cáceres Soto, Dr F. Caya & Dr S. de La Rocque
Scoping Meeting on Combating Antimicrobial Resistance: 'Overlapping issues in food, agriculture and human health'	Chatham House, London (United Kingdom)	17 December	Dr E. Erlacher-Vindel
CBPP SADC Regional Network Workshop	Gaborone (Botswana)	17-19 December	Dr N. Mapitse
FAO Sub-Regional Workshop on PPR: 'Towards a Maghrebi PPR control strategy in Maghreb'	Oran (Algeria)	17-19 December	Dr R. Bouguedour
Colloquium on animal disease surveillance	INHESJ Headquarters, Paris (France)	18 December	Dr B. Vallat & Dr S. de La Rocque
Visit of a sheep farm with the Delegation of the Democratic People's Republic of Korea to UNESCO	Saint-Pierremont (France)	18 December	Dr Y. Farhi
4th FAO/OIE/WHO Tripartite Focal Points Meeting on Antimicrobial Resistance	OIE Headquarters, Paris (France)	18-19 December	Dr E. Erlacher-Vindel & Dr F. Diaz
Stakeholder Consultation Workshop to consolidate the development of a Progressive Control Strategy for Neglected Animal Diseases in Africa (PROCNADA)	Dakar (Senegal)	18-20 December	Dr Y. Samaké
Implementation planning of FMD control intervention	Phnom Penh (Cambodia)	18-20 December	Dr B. Tornimbene
1st Meeting of the Steering Group of the OIE Regional Platform on Animal Welfare for Europe	OIE Headquarters, Paris (France)	19-20 December	Dr B. Vallat, Dr M. Eloit, Dr E. Bonbon, Dr D. Belton, Prof. Dr N.T. Belev, Prof. K. Lukauskas, Dr E. Panina, Dr N. Leboucq & Dr S. Ralchev
Inception meeting of the OIE/JTF Project for Controlling Zoonoses in Asia under 'One Health' Concept	Tokyo (Japan)	19-20 December	Dr A. Dehove, Dr H. Kugita, Dr T. Ishibashi, Dr C. Buranathai, Dr T. Wijayathilaka, Dr H. Thidar Myint, Ms K. Koike, Ms T. Hasegawa, Ms C. Izumi, Dr R. Abila, Dr M.J. Gordoncillo & Dr G. Murray

epidemiology & animal disease control programmes

Evolution of the OIE early warning system between 2005 and 2013

Since 2005, the early warning system has been a key component of the OIE World Animal Health Information System (WAHIS). Its purpose is to inform Veterinary Services and the international community, through alert messages, of relevant epidemiological events that have occurred in OIE Member Countries.

Whenever an epidemiological event occurs that meets the criteria for immediate notification[1], the Member Country concerned is required to inform the OIE within 24 hours after confirmation of the event, so that the information can be published in the form of a disease alert. Some non-Member Countries also use WAHIS to notify their animal disease events. Between 2005 and 2013, a total of 1,403 exceptional events were reported to the OIE by 159 countries. For each immediate notification, follow-up reports are subsequently sent to the OIE to monitor the event as it evolves. Between 2005 and 2013, 4,739 follow-up reports were sent to the OIE.

Responsiveness in terms of the speed of reporting exceptional events to the OIE between 2005 and 2013 was analysed by quantile regression using R software (*R Development Core Team*, 2008), as shown in Figure 1.

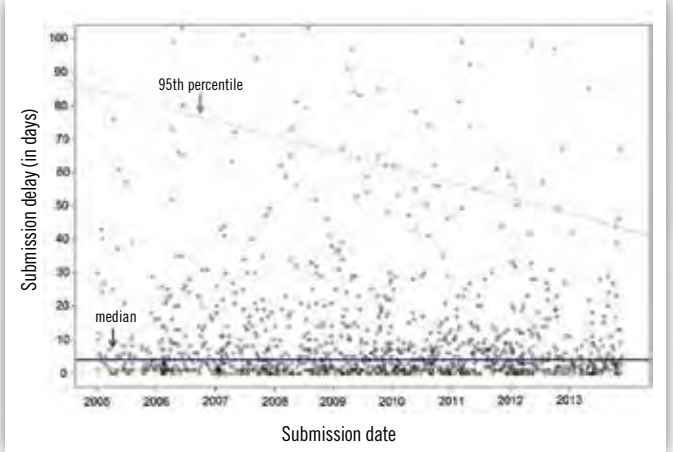

Fig. 1
Trend in the delay, after confirmation of an event, before countries submitted an immediate notification to the OIE via WAHIS, between 2005 and 2013

1 Chapter 1.1. of the *Terrestrial Animal Health Code* (www.oie.int/en/international-standard-setting/terrestrial-code/access-online/?htmfile=chapitre_1.1.1.htm) and of the Aquatic Animal Health Code (www.oie.int/en/international-standard-setting/aquatic-code/access-online/?htmfile=chapitre_1.1.1.htm)

– Over all, 31% of immediate notifications were sent within 24 hours after confirmation of the event. The results show that the median remained stable at around four days between 2005 and 2013. This means that 50% of immediate notifications were sent to the OIE within four days of confirmation, and that this proportion remained constant between 2005 and 2013. These positive findings demonstrate the responsiveness of countries and the regularity of their notification performance throughout these years.

– There was also a marked improvement during this period in terms of those immediate notifications with the longest delay before submission to the OIE, as shown by the downward trend of the 95th percentile from year to year. Thus, at the beginning of 2005, 95% of immediate notifications were sent within 85 days of confirmation of the event, compared to within 50 days of confirmation at the beginning of 2013, with a steady downward trend in the submission delay. This result is very encouraging, since it shows an improvement in the poorest results over time.

Failure to submit notifications within the target of **24 hours after confirmation** stipulated by the OIE may be due to practical difficulties or to negligence, in the case of some countries.

– 16% of exceptional events were notified as a result of the OIE's active search for non-official animal health information. The time lapse between asking the countries concerned to verify the information and the publication of the notification inevitably results in a delay.

It goes without saying that for many years the OIE has endeavoured to make countries aware of the importance of notifying the occurrence of exceptional events on their territory as quickly as possible so that neighbouring countries and trading partners can take steps to protect themselves from new pathogens being introduced via animals and animal products. The stability between 2005 and 2013 of the median delay of four days between confirmation of an event and submission of the notification is a positive result. The longest submission delays have also become shorter, year after year. This is encouraging as it shows an improvement in the capacity and willingness of countries to notify exceptional events to the OIE as rapidly as possible. Awareness-raising must be maintained; in particular, through training for Delegates and Focal Points for Animal Disease Notification to the OIE, with the aim of reducing the delay between the confirmation of events and their notification even further.

For further information on the active search for non-official animal health information:
www.oie.int/en/animal-health-in-the-world/the-world-animal-health-information-system/active-search/

WORLD ORGANISATION FOR ANIMAL HEALTH
Protecting animals, preserving our future

WSAVA
One Health Committee

OIE-WSAVA Joint Statement on Control of Canine Rabies

6 November 2013

The bond between people and small companion animals is a fundamental element of human society. Nonetheless, this social interaction carries some degree of risk of exposure to infectious disease.

The most striking example of this is canine rabies virus infection, which is estimated to cause over 60,000 human deaths annually — the majority of these in the developing nations of Africa and Asia and the greatest proportion involving children. Rabies also creates a serious welfare problem for those animal species affected by the disease. Veterinary practitioners work at the interface between people and their pets and, at the level of public health, between human populations and free-roaming companion animals. Canine rabies provides an excellent example of a disease that impacts significantly on the human population and therefore requires a 'One Health' approach to management.

The OIE and the World Small Animal Veterinary Association (WSAVA) urge the governments of the world, especially of countries in which canine rabies virus infection is endemic, to engage with control programmes to work towards the global elimination of this major vaccine-preventable zoonosis.

Based on the discussions of a recent joint OIE-WSAVA symposium, the following seven key recommendations related to global canine rabies control and ultimate elimination are proposed.

© OIE/C. Bertrand-Ferrandis

From left to right: Prof. M.J. Day, Chair of WSAVA One Health Committee; Dr B. Vallat, Director General of the OIE; Prof. J. Kirpensteijn, WSAVA Acting President

1. **Define and promote the key messages** – Canine rabies is a fatal and entirely preventable disease. Where canine rabies is endemic in Asia and Africa, control of rabies in dogs prevents rabies in people, wildlife and livestock. Effective rabies control programmes lead to a significant reduction in the incidence of those human dog bites requiring post-exposure prophylaxis.

2. **Surveillance creates an evidence base** – The successful elimination of canine rabies depends on having a strong evidence base, founded in clinical and laboratory-based disease surveillance, in order to underpin the commitment of governments and NGOs, drive community action and guide interventions. Data on dog populations and demographics, as well as disease prevalence, are required.

As rabies is an OIE-listed disease, the OIE World Animal Health Information System (WAHIS) is recommended for disease notification.

3. **A consistent approach to control** – There is strong scientific evidence that effective control of canine rabies relies primarily on achieving and maintaining a minimum 70% vaccination coverage of canine populations and responsible pet ownership. Control of rabies cannot be effectively achieved through the culling of dogs, however if concurrent rabies vaccination and dog population control is performed this should respect OIE standards.

An operational toolkit for rabies elimination, including rabies vaccine banks for developing countries, is provided by *The Blueprint for Rabies Prevention and Control* (www.rabiesblueprint.com).

4. **Elicit political support and commitment** – Rabies control saves human and animal lives and money. Elimination of canine rabies must be placed prominently on the agendas of government ministers, their Chief Veterinary and Medical Officers and their respective veterinary and medical services. This should incorporate the principles of good governance respecting WHO and OIE standards. In veterinary services, rabies elimination should be accorded the status and priority currently given to control of infectious disease in production animals.

5. **Control from community upwards** – The target of rabies elimination will require the commitment of communities and community leaders and be based in public awareness of animal welfare, veterinary care and the prevention and management of dog bites, particularly for children. All of these provisions should meet OIE standards. Support for this goal must be provided by government and may be supported by NGOs. Small companion animal veterinary practitioners should play a key role in these community-based programmes.

6. **Mobilise resources** – Elimination of canine rabies has financial implications. Whilst NGOs may initiate control programs the sustainability of such programmes should be the responsibility of government. Preventative vaccination of dogs can reduce the necessity for post-exposure prophylaxis of people, thereby saving considerable sums of public money, but requires effective engagement with medical profession.

7. **Demonstrate effectiveness** – The success of rabies elimination programmes should be monitored through effective rabies surveillance. Decentralized rabies diagnostic testing can facilitate analysis of samples from suspected cases.

These seven measures relate particularly to the control of canine rabies in free-roaming dog populations in the developing countries of Africa and Asia. However, recent sporadic cases of canine rabies in countries in which rabies is not endemic, related to the commercial movement of puppies and shelter adoptions of dogs from endemic areas, demonstrates the need for continued vigilance even in non-endemic nations and the global relevance and benefits of canine rabies elimination in developing countries.

The WSAVA represents some 180,000 small companion animal practitioners in over 75 nations. The OIE and the WSAVA encourage governments to fully engage the expertise and field access of the small companion animal veterinary community in the essential target of elimination of canine rabies. Canine rabies control creates an important opportunity for small animal practitioners to input into wider preventive healthcare of canine populations.

The OIE and the WSAVA support the ultimate goal of achieving the global elimination of canine rabies by the year 2030.

activities of Reference Laboratories & Collaborating Centres

New web-based tool for the OIE Reference Centre annual reports

Every year, the OIE Reference Laboratories and Collaborating Centres are required to submit an annual report of their activities during the previous year and these reports are reviewed by the relevant elected OIE Specialist Commissions, which meet in February or March each year.

Since 2012, the OIE has worked on improving the template with the aim of developing a web-based format. This concept was welcomed by the OIE Specialist Commissions involved in supervising the OIE Reference Centre network.

The new web-based format was used for the first time to submit the annual report of OIE Reference Laboratory activities during 2013. The main goal of this new interface is to better evaluate the activities, achievements, and networking of OIE Reference Centres. This template allows trends to be detected, and these data can then be converted into maps and graphs. It has been structured around each Term of Reference for OIE Reference Laboratories, as adopted in May 2011. Questions are closed ('yes'/'no' answers) to generate more accurate and easily comparable information from the laboratories. Tables to collect more detailed information on the activities carried out by the laboratories are also included. This online format is user-friendly: it allows the OIE Experts to complete the report in stages while saving intermediate versions. The new interface will allow the automatic collection and compilation of key quantitative information about OIE Reference Centres. It will also facilitate networking between OIE Reference Laboratories, through easy online access to qualitative data, as well as allowing random surveys of laboratory performance to verify that the ever-increasing numbers of OIE Reference Laboratories are fulfilling the Terms of Reference.

As this year marks the launch of the online reporting system, it will act as a trial run for the OIE to further adjust the report template and to find better ways of extracting and presenting the data collected from the annual reports. The OIE plans to expand the range of this web-based tool to incorporate the Collaborating Centre reports next year.

The OIE Reference Centre network already plays an increasingly important role in ensuring that the OIE standards, guidelines and recommendations developed by the Specialist Commissions and adopted by the World Assembly of Delegates are scientifically sound and current. The network is also an essential source of expertise on animal diseases, from standardisation and the improvement of diagnostic tests and vaccine quality to epidemiology, specific training targets, animal welfare, and many other topics. The OIE Reference Centre activities and achievements contribute hugely to strengthening the international veterinary and scientific network. Moreover, these institutions also play a crucial role in achieving the key OIE objective of improving animal health worldwide. We hope that this new interface for the OIE Reference Laboratories and Collaborating Centres will be an increasingly useful tool in supporting the core of the OIE's scientific expertise and excellence.

publications

Livestock disease policies: Building bridges between science and economics

OECD Conference Centre, Paris, 3–4 June 2013

Conference participants examined how economics, working together with animal sciences, can contribute to a comprehensive and efficient management of livestock disease risks; how to generate a constructive dialogue to reduce and manage uncertainties; the economic assessment of the impacts of animal diseases and control measures; the impact of policy on economic incentives for animal keepers and the food system; and policymaking and communication in an uncertain world.

More information can be found at: www.oecd.org/tad/agricultural-policies/livestock-diseases-2013.htm

2013

24 x 17 cm
376 pages
Hardback ISBN: 978-90-8686-226-9
E-book ISBN: 978-90-8686-780-6

Foodborne viruses and prions and their significance for public health

Edited by Frans Smulders, Birgit Nørrung & Herbert Budka
Published by Wageningen Academic Publishers, The Netherlands

Many risk management plans as currently implemented by the food industry, appear to be primarily designed to address bacteriological concerns. Hence, these often fail to function when public health risks associated with biological agents such as viruses and prions are to be addressed. Similarly, veterinary education in food hygiene mainly focusses on bacterial agents transferred by domestic animal species via meat and milk and the products manufactured therefrom; training rarely includes the dangers associated with other (non-animal based) food ingredients as processed in ready-to-eat meals. It thus appears that food safety professionals — employed by industry or serving as governmental officials commissioned to inspect and audit food manufacturing enterprises — would benefit from being updated on the public health risks associated with foodborne viruses and prions.

This book, the sixth in the series 'Food Safety Assurance and Veterinary Public Health', provides this update. This volume — authored by recognised experts — is targeted at animal and food scientists, students in (veterinary) public health, public health officials and risk managers active in the food industry.

More information can be found at: www.wageningenacademic.com/safety6

November 2013

23.5 x 17 cm
528 pages
ISBN 978-1-873580-87-5
www.booksystemsplus.com

The Working Equid Veterinary Manual

Produced by the Brooke
Published by Whittet Books Ltd

The *Working Equid Veterinary Manual* is a practical veterinary handbook for field-based veterinarians caring for working horses, donkeys and mules. It contains information on the common diseases and conditions of working equids, with clinical signs, diagnosis, treatment and approaches to prevention. The focus is on an integrated approach to case management, with emphasis on good owner communication and context-specific information given for veterinarians working with limited local resources. The manual stresses the importance of equine welfare throughout the clinical decision-making process.

This book was created from the Brooke online veterinary 'wiki', a web application which allows people to modify content. Brooke veterinarians have developed content by editing text, submitting photos and case studies. This is supported by technical checking and evidence-based referencing to ensure the accuracy and reliability of the information.

special events

Vaccine deliveries through the OIE Regional Vaccine Bank for Rabies in Asia

Since World Rabies Day 2012, during a period of 17 months, the OIE has delivered nearly three million doses of rabies vaccine for dogs to beneficiary countries through the OIE Regional Vaccine Bank for Rabies in Asia.

This Regional Vaccine Bank is supported by the European Union's regional cooperation programme on Highly Pathogenic and Emerging and Re-emerging Diseases in Asia (HPED). It is managed by the OIE Sub-Regional Representation for South-East Asia and the OIE Regional Representation for Asia and the Pacific, with the support of OIE Headquarters.

The vaccine bank features a rolling stock of vaccines provided by a supplier selected through an OIE International Call for Tender. At the official request of national Veterinary Services, eligible countries that may not have sufficient access to high-quality vaccines for dogs are provided with rabies vaccines to immunise their dog populations under agreed national vaccination strategies.

Vietnam and Laos were the first recipient countries, respectively receiving 50,000 and 200,000 rabies vaccine doses in 2012.

In March 2013, the Philippines received 500,000 doses of dog vaccine in support of its National Rabies Awareness Month vaccination campaign. At the Sixth Partners for Rabies Prevention meeting held in Wolfsberg, Switzerland, from 16 to 18 July 2013, the Philippines presented the joint efforts being undertaken by the national public health and animal health sectors to control dog rabies. In this context, a new delivery of 300,000 doses of rabies vaccine has recently been delivered to the Philippines in February 2014 through the OIE Regional Vaccine Bank, with financial support provided by the Australian Government. As part of these efforts, the Philippines is currently working on the preparation of a large and significant national dog vaccination campaign for the period 2014 to 2016.

To date, additional rabies vaccine deliveries through the OIE Regional Vaccine Bank for Rabies in Asia have included the following: 120,000 doses to Laos and 300,400 doses to Sri Lanka in June 2013; 200,000 doses

to Bangladesh and 200,000 doses to Indonesia in July 2013; 20,000 doses to Bhutan and 200,000 doses to Myanmar in September 2013; 200,000 doses to Nepal in October 2013; 500,000 doses delivered to Vietnam in December 2013; and 200,000 doses to Afghanistan in January 2014.

The OIE has also recently received feedback and reports from beneficiary countries as a follow-up to the delivery of rabies vaccines and as national rabies vaccination campaigns are progressively implemented. Two of the countries that have recently been provided with rabies vaccines are Sri Lanka and Nepal.

To support the control of rabies in Sri Lanka, and following a request from the Department of Animal Production and Health, Ministry of Livestock and Rural Community Development of Sri Lanka, a total of 300,400 doses of rabies vaccine were provided by the OIE on 20 and 24 June 2013. This donation of rabies vaccines enabled Sri Lanka's Department of Animal Production and Health to implement a field vaccination campaign for dogs starting on World Rabies Day in September 2013. The vaccination campaign will be carried out within the framework of the National Rabies Control Programme, which aims to achieve the national goal of the elimination of rabies in 2020.

At the request of the Department of Livestock Services of the Ministry of Agricultural Development of Nepal, a donation of 200,000 doses of rabies vaccine was made to Nepal on 27 October 2013. The rabies vaccines provided through this donation will be used to support the National Anti-Rabies Vaccination Campaign 2013/2014 throughout the country's 75 districts.

As the cornerstone of its efforts to tackle rabies in the region, the OIE will continue to provide rabies vaccines to selected countries through the OIE Regional Vaccine Bank for Rabies in Asia.

With thanks to the Ministry of Agricultural Development of Nepal

Donation of rabies vaccines to Nepal. Dr Nar Bahadur Rajwar, Delegate of Nepal to the OIE, assisted in receiving and storing the vaccine

With thanks to the Ministry of Livestock and Rural Community Development of Sri Lanka

Donation of rabies vaccines to Sri Lanka. The National Rabies Vaccination Programme was successfully launched on World Rabies Day on 28 September 2013 at the Sri Lanka School of Animal Husbandry

'Mobilising jointly an ambitious effort to ensure pastoralism without borders'

Nouakchott Declaration on Pastoralism (in the presence of the Director General of the OIE, who put forward the OIE's position)

Nouakchott, Mauritania, 29 October 2013

WE, the representatives of the governments of the six countries of the Sahel (Burkina Faso, Chad, Mali, Mauritania, Niger, and Senegal) gathered in Nouakchott by invitation of the Government of the Islamic Republic of Mauritania, the Permanent Interstate Committee for Drought Control in the Sahel (CILSS), and the World Bank in collaboration with the African Union Commission, the Economic Community of West African States (ECOWAS), the West African Economic and Monetary Union (WAEMU), and the United Nations Food and Agriculture Organization (FAO) and in the presence of representatives of international and regional research organisations, civil society organisations, producers' organisations, the private sector, and technical and financial partners, for the purpose of strengthening the resilience of Sahelo-Saharan pastoral societies.

WHEREAS:

- The practice of pastoralism combines the productive use of natural resources in marginal areas, the sustainable management of these resources, soil conservation, the preservation of biodiversity, and adaptation to climate variability.
- Pastoralism is a driver of growth, security, peace, stability, and job creation, and contributes to reducing food insecurity, malnutrition, and poverty in regions to which it brings life and structure.
- Pastoral populations have until now benefited little from national and regional development policies while their need for infrastructure, agricultural services (such as advisory support, veterinary services, credit, and zootechnical input), basic services (including human health, education, and drinking water), and security are far from being covered.
- Public policies, including those involving decentralization, have rarely taken account of the specificities of these populations such that for the most part their political inclusion remains largely unrealized.
- Over the last 50 years, pastoral spaces have experienced highly unfavourable conditions, due in particular to reduced plant cover, soil erosion, and the steady expansion of the agricultural front into natural rangelands.

RECALLING THE EXISTING INSTITUTIONAL DYNAMICS AND COALITIONS, NAMELY:

- The Comprehensive Africa Agriculture Development Programme(CAADP/NEPAD), under which the six countries developed sector policies and strategies, which are embodied in their National Agricultural Investment Programmes (NAIP) and in the Regional Agricultural Investment Programme (RAIP),which defines strategic options and regional activities for pastoral development.
- The African Union Policy Framework for Pastoralism in Africa (2001), as the first political initiative on the continent aiming to ensure, protect, and improve life, subsistence, and the rights of African pastoralists.
- The Global Alliance for Resilience –AGIR Sahel and West Africa which places pastoralism among its top priorities, as well as the national and international strategies for regional stabilization and long-term development of the Sahelo-Saharan areas.
- The N'Djamena Declaration adopted in May 2013, a major reference that summarizes the existing frameworks and defines the priorities for a policy of support for regional pastoralism closely linking development and security issues.

UNANIMOUSLY AFFIRM:

- **That the context is conducive to action.** Today, there is broad national, regional, and international consensus on the diagnosis as well as the need to take measures in support of Sahelo-Saharan pastoral societies.
- **That viewpoints have changed and pastoralism is now recognized as an effective practice and lifestyle suited to the Sahelo-Saharan conditions.** In fact, the intervention strategies of the various actors have been drastically redefined over the last 18 months, thereby opening up new opportunities.
- **That the increasing demand for animal products is a major economic opportunity for Sahelian pastoral communities** within the context of increasing regional economic integration.
- **Thus, faced with these challenges, we must work to improve resilience.** The series of crises (climatic, food-related, health-related, political, economic, and security-related) affecting Sahelo-Saharan populations encourage us to consider these recurrences as a new context for action.
- **That considerable relevant experience and knowledge has been accumulated** over the last 30 years, resulting in solutions that ought to be implemented as a matter of urgency.
- **That consequently, pastoralism should be placed at the centre of strategies and policies promoting stabilization, sustainable development,** and national and regional agricultural development, while incorporating issues relating to the sustainable management and equitable sharing of natural resources, political inclusion, security, access to markets, health, education, and gender.
- **That we need to act differently by changing scale, being committed to dealing with difficult issues collectively, and endorsing long-term actions** to reverse the trend and sustainably strengthen the resilience of pastoral societies.

SET THE OBJECTIVE OF: Securing the lifestyle and means of production of pastoral populations and increasing the gross output of livestock production by at least 30% in the six concerned countries over the next five years with a view to significantly increasing the incomes of pastoralists within a period of five to ten years.

CALL FOR AN AMBITIOUS COMMITMENT FROM ALL STAKEHOLDERS:

- To our own countries: To develop national programmes promoting pastoralism, including political reforms, strategic investments, and actions aiming to strengthen the abilities of their institutions and actors, thus increasing the portion of the national budget allocated to the support of pastoral activities.
- To regional economic and technical integration organisations (ECOWAS, WAEMU, CILSS): *a)* to accelerate the implementation of policies and instruments promoting trade of goods and services; *b)* to facilitate the coordination of national strategies and policies; and *c)* to support regional investments producing public goods, which are indispensable to the development of pastoralism and which facilitate cross-border transhumance (including infrastructure, telecommunications, animal health, trade, hydraulic infrastructure, and equipment).
- To civil society, including associations of agricultural producers, pastoralists, and livestock producers: to organise themselves in order to strengthen their representativeness such that their needs are better taken into account by decision-making bodies.
- To the private sector: to contribute to the investment effort with a view to developing solid value chains so as to take full advantage of commercial opportunities.
- To technical and financial partners: to respond to our requests to mobilize their resources at the appropriate level and for the required period of time in support of Sahelian pastoralism and, more generally, of livestock production in the sub-region.
- Finally, we call upon all concerned parties to recognize the magnitude of the challenges and opportunities they face in providing new momentum to pastoralism by way of their respective actions by participating in the relevant programmes in a responsible manner and in compliance with the commitments undertaken.

WE TOGETHER DECLARE OUR COMMITMENT TO:

- **Progress toward a medium-term programme action framework** encompassing institutional supports, political reforms, and investments, managed by the CILSS for the six countries concerned and under the political leadership of WAEMU/ECOWAS (plus Chad and Mauritania).
- **Build a solid alliance** around pastoralism by pooling the expertise and resources of each actor (bilateral and multilateral technical and financial partners, governments, the private sector, and pastoral civil society). This support will complement and be aligned with the participatory and inclusive priorities of the concerned countries while taking into account in a participatory and inclusive manner the regional dimension of the actions to be carried out in priority and in compliance with the subsidiarity principle.
- **Enhance the existing frameworks for concerted action in order to create a multi-actor platform** enabling sustainable actions promoting pastoralism.
- **To accelerate the formulation, financing, and implementation of national, multi-country, and cross-border programmes** in order to meet the objective of making rapid progress in securing pastoral activities, increasing the economic weight of the livestock sector, and sustainably raising the incomes of Sahelo-Saharan pastoral and agro-pastoral communities.

Following the N'Djamena Declaration on Pastoralism, in compliance with these countries' NAIPs, the RAIP, and the AGIR roadmap, these initiatives aim to create an environment conducive to the sustainable development of pastoralism and to make the most of the economic opportunities offered by the expansion of agricultural and food markets in West Africa.

The main pillars and scope of these programmes may include:

1. **Enhancing production services:** This includes accelerating reforms to ensure improved governance of basic services to producers (including improving cost recovery and strengthening the role of the private sector). Organisations involved in providing services will be strengthened in their ability to meet producer demand in terms of quality and quantity. In particular, this programme may seek to improve:
   i. Animal health services by: (a) strengthening public veterinary services (in particular, the organisation and operationalization of cross-border services) and private veterinary services (through investment, training, and structuring assistance); (b) promoting sub-regional cooperation with regard to animal health and animal welfare; (c) gradually bringing national veterinary standards up to the standards of the OIE (World Organisation for Animal Health); (d) strengthening the mandates and capabilities of the permanent veterinary committees of WAEMU and ECOWAS (plus Chad and Mauritania). The OIE and the Regional Animal Health Centre (RAHC) in Bamako will be partners in these activities.

ii. Advisory support and action-research, which should rely on existing public structures while making the most of the potential of private structures. Strengthened extension services will make it possible to disseminate advice about the sustainable management of pastoral resources, improve livestock breeding practices (including animal genetics, food, and behaviour), and enhance the complementarity between the pastoral systems and the more input intensive livestock fattening systems. Research will focus on developing technical itineraries, in particular as concerns innovative rangeland management.

iii. Access to credit, by strengthening the decentralized cooperative structures (such as micro-finance institutions and rural banks) and providing aid for economic investment in local production (through improved temporary shelter for transhumant livestock breeders, for example).

iv. Access to water, via significant investments in pastoral hydraulics based on locally negotiated projects while ensuring the strengthened management and coverage of the maintenance costs for the equipment.

2. **Improving the competitiveness of the livestock sector and market access:** To take full advantage of the increased demand for animal products, the programme will make use of the productivity gains and encourage the fair and equitable sharing of the added value within the animal value chains. In particular, this will involve:

i. Strengthening all actors along the value chains, including farmers' organisations and their umbrella organisations, traders' associations, market managers, butchers' and tanners' associations, etc.) as well as coordination among actors, in particular by establishing or strengthening inter-professional organisations with the common goal of increasing the efficiency of every actor and improving the quality of the end products.

ii. Assistance in making structural investments in infrastructure all along the value chains, in particular as concerns the transport of animals and animal products, updating sanitary standards and processing methods for slaughter, butchering, and the cold chain. Private sector commitment (through co-financing and management) will be systematically sought, with the same common goal of increasing profit margins and improving product quality.

iii. Developing regional cooperation to facilitate trade in animals and animal products, monitoring cross-border movements, issuing health certificates, establishing a suitable and regionally harmonized fiscal system, facilitating trade of goods and services (through mobility rights), and national compliance with regional legislation.

iv. Re-launching the technical and organisational dynamics of collecting, processing, and preserving animal products by means of private investment assistance, in particular for the purpose of creating downstream value chain jobs.

v. Facilitating access to new remunerative markets by promoting awareness of these markets (by conducting research, monitoring flows, observing prices, developing information systems, and encouraging mobile phone operators to cover the entire pastoral area), and by supporting stakeholders' training in order to reach new export markets(increased awareness of trade norms and rules related to the export of animal products, etc.).

3. **Strengthening the security of the assets, rights, and lifestyles of pastoral people, access to basic services, and political inclusion.** To this end, the programme will focus on activities aiming to:

i. Operationalize warning and rapid intervention systems by *a)* improving existing information and early warning systems; *b)* creating indicators specific to pastoralism; and (c) preparing emergency intervention plans (including monetary reserves and food stocks).

ii. Promote the diversification of income sources for pastoral populations, in particular by implementing specific measures promoting women and the youth through training programmes, micro-investment, and access to credit.

iii. Strengthen the management (through prevention and resolution) of conflicts related to access to resources (including rangelands, water, and land tenure), not only by acknowledging local authorities and local negotiation but also by speeding up development and enforcement of legal frameworks (such as pastoral codes and land tenure reform).

iv. Promote approaches based on rights, in particular for access to land tenure, the management of rangelands, and mobility but also social services so as to ensure pastoral mobility and the sustainable use of natural resources for pastoral purposes.

v. Accelerate the political inclusion of pastoral communities through: *a)* mainstreaming of pastoralism in development policies, projects, and programmes; *b)* recognition of the legitimacy of traditional pastoral institutions; *c)* the inclusion of pastoralists in participatory and collaborative decision-making processes set up by the decentralized local authorities.

vi. Increase the access of pastoral populations to basic social services (including human health, education, and drinking water) via an ambitious programme technically adapted to mobile populations (in particular through mobile services) and by taking account of the needs of pastoral communities and in particular of those of women and children.

vii. Promote the cultural heritage of pastoralists.

© OIE/A. Dehove

Sharing responsibilities and coordinating activities to address health risks

2nd GRF One Health Summit

Davos, Switzerland, 17–20 November 2013

Dr Alain Dehove, Coordinator of the OIE World Animal Health and Welfare Fund, represented the Director General of the OIE, Dr Bernard Vallat, at the Second 'One Health' Summit conducted by the 'Global Risk Forum GRF Davos' and held in Davos, Switzerland, from 17 to 20 November 2013.

During the Summit, he delivered a keynote speech on behalf of the Food and Agriculture Organization of the United Nations (FAO), the World Organisation for Animal Health (OIE) and the World Health Organization (WHO). The speech, entitled 'The FAO–OIE–WHO Collaboration: Sharing responsibilities and coordinating activities to address health risks – the example of rabies control', was delivered in the plenary session on Emerging and Zoonotic Diseases – Strengthening Global Surveillance Systems.

The FAO–OIE–WHO Collaboration: Sharing responsibilities and coordinating activities to address health risks – the example of rabies control

In recognising a joint responsibility to address the health risks at the human–animal–ecosystems interfaces, the FAO, OIE and WHO have formed a Tripartite collaboration to reduce such threats to health by strengthening national animal and human health services. To date, this collaboration has allowed for better sharing of information and joint assessments of risks to health, better national compliance with intergovernmental standards, and improvements to the management and control of new and existing diseases. The complementarity of the strategies developed has contributed to improving national, regional and community-level pandemic preparedness and rapid response mechanisms, and, moreover, reducing food-borne and animal diseases transmissible to humans.

By pooling their expertise, data, and functional global networks and systems, the Tripartite collaboration, in the spirit of the One Health concept, has been developing multidisciplinary and cross-sectoral principles to reduce and ultimately counteract the health threats faced by society today. Health threats emerging from or residing in animal hosts are affected by the environments in which humans and animals live. Furthermore, the continual threats to global health security that emanate from pandemics or new biological agents (spread naturally or deliberately), in addition to the present challenges posed by existing diseases, including Crimean Congo haemorrhagic fever and other viral haemorrhagic fevers, have underlined the urgent need for action. In realising that health threats cannot be addressed by one sector alone, due to their complexity, the three organisations have historically applied 'One Health' approaches by combining their expertise to reduce the risks to health at the human–animal–ecosystems interfaces.

In 2010, the Directors General of the FAO, OIE, and WHO published a joint Concept Note, which stated their objectives and responsibilities under the Tripartite collaboration (*The FAO–OIE–WHO Collaboration – Sharing responsibilities*

and coordinating global activities to address health risks at the animal–human–ecosystems interfaces)[1]. In the context of fostering leadership and technical expertise, the Tripartite collaboration has also facilitated the strengthening and deepening of relationships with and between national Ministries responsible for human and animal health.

The Tripartite collaboration is currently concentrating its efforts to strengthen national human and animal health systems, and to better coordinate and align these systems among sectors so that they become more effective in their operation. Emphasis has been placed on developing training and collaboration between regional and international reference laboratories for diagnosis and quality assurance, in addition to strengthening human and animal disease surveillance systems for early detection and rapid response.

The implementation of existing tools and mechanisms is also being encouraged and promoted, alongside the use of heightened surveillance systems and encouragement of early notification by countries through systems such as the International Health Regulations (IHR; WHO), the World Animal Health Information System (WAHIS; OIE) and INFOSAN (FAO and WHO), to ensure better transparency. At a global level, the Global Early Warning System GLEWS+, the cross-sectoral and multidisciplinary platform jointly developed by the three organisations, compiles and verifies event-based disease surveillance information to promote early warning. The collaboration between WHO and OFFLU, the OIE/FAO global network of expertise on animal influenza[2], enables the sharing of influenza data and filling of information gaps, as well as working to ensure that animal health data are available for the WHO influenza vaccine virus selection process. Together, they allow disease events to be communicated effectively and the necessary joint risk assessments to be conducted efficiently. Further, shared risk assessments and risk communication are enabling the tripartite agencies to optimise the use of information and expertise to develop a comprehensive understanding of health threats and options for their mitigation.

The FAO/OIE/WHO High-Level Technical Meeting to Address Health Risks at the Human–Animal–Ecosystems Interfaces, held in Mexico City in November 2011, provided an opportunity to further develop the necessary approaches and pilot activities to address health risks at a ministerial level. The outcomes of the meeting, including an agreed set of key elements for effective national cross-sectoral collaboration, underlined the need for high-level political will and financial support, as well as of reinforcing governance structures and aligning legal frameworks to facilitate collaboration between national Ministries. Furthermore, the management of animal diseases, including avian influenza (H5N1 and H7N9), Middle East respiratory syndrome coronavirus (MERS-CoV) and Rift Valley fever, and the joint and complementary missions conducted by the Tripartite agencies have confirmed that sustainable political support is constantly required at regional and national levels to prevent and control high-impact pathogens from severely impacting upon public health.

One example of tripartite collaboration is rabies. On the occasion of World Rabies Day 2013, the FAO, OIE and WHO reaffirmed their shared goal to eliminate human rabies and control the disease in animals. Every year, an estimated 60,000 people die from rabies, many of whom are children bitten by rabies-infected dogs. Elimination of rabies requires consistent and sustained commitment, underpinned by strong health and veterinary systems. The FAO, OIE and WHO are working together to raise global awareness and commitment to step up the fight against rabies.

The shared vision of the Tripartite collaboration is of a world capable of preventing, detecting, containing, eliminating, and responding to animal and public health risks attributable to zoonoses and animal diseases, with an impact on food security, through multi-sectoral cooperation and strong partnerships. The objectives of the Tripartite are to provide international support to alleviate public health threats and impacts. The priority topics of the Tripartite collaboration include good governance, zoonotic influenza, antimicrobial resistance and rabies.

1 Available at: www.oie.int/fileadmin/Home/eng/Current_Scientific_Issues/docs/pdf/FINAL_CONCEPT_NOTE_Hanoi.pdf
2 OFFLU website: http://offlu.net/

Animal health highlighted at the European Parliament

EXHIBITION

'PROTECTING HUMAN HEALTH THROUGH BETTER ANIMAL HEALTH'

The OIE was invited to hold a photographic exhibition at the European Parliament in Brussels from 25 to 28 November 2013

By presenting a selection of photos from the five continents, this event provided an opportunity to showcase the work being done by veterinarians all over the world.

Through a series of large-format photos, Members of the European Parliament were able to discover or rediscover the many different facets of the profession and see how veterinarians are working to improve animal health and, in so doing, to protect human health.

©EC-OIE

The photos were chosen to illustrate the constant ties between humans and animals.

1. 'Family friend'

©EC-OIE

On every continent, humans and animals have lived together for centuries.

2. 'Common land for summer pastures'

'In a world of ever-increasing movements of people, animals and animal products, it is crucial for the international community to be aware of the interdependence between human health and animal health.'

'Sixty percent of the pathogens causing human diseases can be transmitted by domestic or wild animals.'

Dr Bernard Vallat, Director General of the OIE

©EC-OIE

In many countries, people's survival and well-being depend on healthy livestock.

3. 'Working with communities for good governance'

PARLAMENTUM EUROPAEUM

Side events

The exhibition preview for some 60 guests began with an address by Dr Bernard Vallat, OIE Director General.

A lunch debate for 70 guests was held on the exhibition theme 'Protecting human health through better animal health'. Dr Kazuaki Miyagishima, Director of the Department of Food Safety and Zoonoses at the World Health Organization (WHO), addressed the gathering to stress the importance of WHO/OIE collaboration in tackling emerging public health hazards at the human–animal–ecosystems interfaces. Dr Vallat took over to give a more detailed presentation of the OIE's missions, achievements and the challenges that remain for safeguarding animal health worldwide.

OIE sponsors

The Members of the European Parliament who supported this event:

– Jan Mulder – host of the exhibition and co-organiser of the lunch debate
– Marc Tarabella – host of the lunch debate
– Sophie Auconie – co-organiser of the lunch debate

All the exhibition photos are available on request

1. Winning photo (Asia/Pacific region) in the 2011 World Veterinary Year photo competition 'Vets in your daily life'
2. Photo submitted to the 2011 World Veterinary Year photo competition 'Vets in your daily life'
3. Winning photo for the OIE Special Prize in the 2011 World Veterinary Year photo competition 'Vets in your daily life'
4. Photo submitted to the 2011 World Veterinary Year photo competition 'Vets in your daily life'
5. Photo donated to the OIE by the Iran Veterinary Organization
6. Winning photo (Africa region) for the OIE Special Prize in the 2011 World Veterinary Year photo competition 'Vets in your daily life'.

©EC-OIE

By safeguarding animal health, veterinarians are working every day to safeguard human health.

4. 'Transmitting between generations'

©Iran Veterinary Organization

By improving animal health, we improve human health.

5. 'Sharing health, sharing peace'

©EC-OIE

One world, one health.

6. 'Hands-on care for One Health'

Ensuring excellence and ethics of the Veterinary Profession

OIE Global Conference on Veterinary Education and the Role of the Veterinary Statutory Body

4 to 6 December 2013 - Foz do Iguaçu (Brazil)

The Third OIE Global Conference on Veterinary Education and the Role of the Veterinary Statutory Body was held in Foz do Iguaçu (Brazil) from 4 to 6 December 2013.

The Conference addressed the need for better global harmonisation of veterinary education worldwide, based on OIE guidelines. It also focused on strengthening the role of Veterinary Statutory Bodies (VSBs) in regulating veterinarians, ensuring the quality of their work and ethics.

The event was organised by the OIE, with the collaboration and financial support of the Brazilian authorities and the Brazilian Federal Council of Veterinary Medicine, as well as financial contributions from the following donors: the Australian Government, the European Union (European Commission), Germany, the Supreme Council of the French College of Veterinarians and New Zealand. It was attended by about 1,000 participants, including OIE national Delegates and other national government representatives, deans of Veterinary Education Establishments (VEEs) and other professional educators, leaders and decision-makers from VSBs, international and national organisations, private-sector organisations, individual experts and representatives of organisations which have official agreements with the OIE.

The recommendations of the Conference confirmed the essential role of VSBs in veterinary registration and the accreditation of VEEs, at the national, regional and global levels, and its support for the OIE in the development of guidelines to promote veterinary education.

RECOMMENDATIONS

CONSIDERING:

1. the need to increase or enhance the capacity of all countries worldwide to create or maintain national animal health and veterinary public health systems that cover all national territories and are able to provide surveillance, early detection of, and rapid response to any natural or intentional aquatic and terrestrial animal disease outbreak;
2. the emergence of new or re-emergence of existing animal diseases, the growing threat of transboundary animal diseases, the impact of environmental changes, the globalisation of commodities and movement of people, as well as new societal demands in the field of food security, food safety, veterinary public health, animal welfare and the 'One Health' concept;
3. the development of new production systems and the development of the production of new animal species including in aquaculture, which calls for updating of veterinary knowledge and education on the use, health and welfare of animals, as well as more research;
4. the need for programmes of initial and continuing education to train veterinarians to respond to new threats and to meet the new societal expectations at global, regional and national levels;
5. the importance and need for highly qualified veterinarians and need for countries and institutions to work together to address the high cost of veterinary education of adequate quality;
6. the important role of the veterinary profession in ensuring the prudent use and control of veterinary medicinal products and vaccines and the need to strengthen the education of veterinarians on their appropriate use, as well as the need to avoid use of these products by persons who are not registered veterinarians;
7. the quality of veterinary education (initial and continuing) and effective regulation of veterinarians and veterinary paraprofessionals by Veterinary Statutory Bodies (VSBs) are pillars of good governance for the public and private sector components of national Veterinary Services (VS); good governance also requires clear definitions of the role and responsibilities of veterinarians and veterinary paraprofessionals; the continuous improvement of the veterinary profession, and the application of high ethical standards at all times;
8. society has high expectations of the veterinary profession, particularly with respect to the safeguarding of veterinary public health, food safety and animal welfare;

9. there is an urgent need, especially in the developing world, to strengthen the competence of VS and VSBs so that they better comply with the democratically adopted standards of the OIE, in particular those on efficiency and good governance of VS;
10. the mandate of the World Organisation for Animal Health (OIE) as an intergovernmental organisation with 178 Members, as of December 2013, is to improve animal health and welfare worldwide; to facilitate safe trade in animals and animal products, and to support improved food security by promoting efficient livestock production, thereby contributing to human well-being and consolidating the place of animals in the world;
11. good governance, according to the OIE standards on the quality of VS, in particular the provisions of Article 3.2.12 of the *Terrestrial Animal Health Code* (*Terrestrial Code*) on VSBs and Chapter 3.4 on Veterinary legislation, is of critical importance in enabling the national VS to fulfill at least the basic missions recommended by the international community in order to improve animal health and welfare, as well as veterinary public health, at national, regional and global levels;
12. the OIE helps its Members Countries to improve their veterinary governance mechanisms and strengthen the capacities of veterinarians in the public and private sector in line with the international standards through the voluntary use of the global 'Performance of Veterinary Services' (PVS) Pathway, which focuses on sustainable, long-term strengthening of animal health systems. As part of an OIE PVS Evaluation, national competence in relation to animal health and welfare, veterinary legislation, veterinary education and VSBs performance are all assessed;
13. the disparities between veterinary licensing/registration, accreditation and monitoring procedures and the legislation governing VSBs amongst OIE Member Countries, and the lack of VSBs or equivalent institutions that meet the OIE standards in many countries;
14. the need for increased regional integration and subsequent transboundary mobility of veterinarians, particularly to meet the needs of countries that do not have the resources to provide high quality veterinary education;
15. the insufficient participation, in many countries, of private veterinarians and professional veterinary associations in supporting the activities of the government component of VS as well as the general need for more effective public–private partnerships;
16. the need for continued OIE leadership and greater combined efforts of governments and organisations to support countries that wish to improve veterinary governance and the performance of the public and private sector components of national VS;
17. that following the Resolutions of the first and second OIE Global Conferences on Veterinary Education (held in 2009 and 2011), the OIE has published key guidance documents, including *Recommendations on the Competencies of graduating veterinarians ('Day 1 graduates') to assure National Veterinary Services of quality* (in both the public and private sector) and *Guidelines for a Veterinary Education Core Curriculum*;
18. the OIE Regional Representation for Africa held a conference on 'The role of Veterinary Statutory Bodies' in Mali in April 2011. The conference recommended that the OIE augment its standards on VSBs and related critical competencies in the OIE *PVS Tool*, and called for the establishment of a twinning mechanism to provide for transfer of expertise and experience between VSBs in OIE Member Countries;
19. the OIE has developed a programme for twinning between Veterinary Statutory Bodies and has published a *Guide to Veterinary Statutory Body Twinning Projects* (2013);
20. the OIE has developed a programme for twinning between Veterinary Education Establishments (VEEs) and has published a *Guide to Veterinary Education Twinning Projects* (2013);
21. new technologies of communication and data exchange are accessible in almost all parts of the world;
22. the systematic evaluation of VEEs and implementation of the resulting recommendations may have a positive effect on the quality of veterinary education;
23. aligning the number of VEEs to meet the national demand for veterinarians (or in meantime contracting with extra-national VEEs) and reducing the number of VEEs, when appropriate and consistent with national strategies aiming to improve the

Plush-crested jay. © M.Minassian

quality of veterinary education, may have a positive effect on the quality of veterinary education in a country;

24. the need to establish or strengthen collaboration between the deans of VEEs, the VSBs and the VS at national and international level;
25. the need to establish or strengthen networks of VEEs, accreditation organisations, and VSBs, at regional and world levels;
26. the need for veterinary education to take into account national and local circumstances in addition to global minimum requirements;
27. best practice teaching in the information age requires a move towards inquiry-based student focused methods to ensure that students are educated in both the theories and practical skills of veterinary medicine and motivated for lifelong learning as well as full participation of students in the development of courses;
28. the need to use animals in veterinary education and research and to respect their welfare, as set out in Chapter 7.8 of the *Terrestrial Code*;
29. the discussions that have taken place at this conference and the willingness of those attending to actively participate in the implementation of global recommendations on the quality of veterinary education, good governance and the performance of VSBs worldwide.

OIE MEMBER COUNTRIES ARE REQUESTED TO:

1. make a commitment *a)* to support the OIE in the development of standards that are intended for adoption using the OIE democratic procedures and guidelines promoting veterinary education, and *b)* to implement these standards and guidelines, including through harmonisation of the objectives of national veterinary legislation and of veterinary education with the OIE standards and guidelines;
2. take steps to improve compliance with international standards on the quality of public and private components of national VS by following, when needed, the OIE PVS Pathway, as appropriate to the national and regional context; countries that have already had a PVS evaluation should consider its findings and, where appropriate, apply relevant next steps, such as the PVS Gap Analysis (PVS Costing Tool) and Veterinary Legislation Identification missions, to improve general compliance with OIE standards on quality of VS and other relevant international standards;
3. take steps to support the implementation of the OIE guidelines on minimum requirements for veterinary education, including Day One Competencies and Model Core Veterinary Curriculum, as appropriate to national and local circumstances;
4. encourage VEEs to exchange information and collaborate to facilitate the implementation of OIE guidelines on veterinary education with the goal of improving the initial and continuing education of veterinarians worldwide;
5. establish VSBs, if they have not yet done so, and implement the OIE standards on VSB in Article 3.2.12 of the *Terrestrial Code*. Where appropriate, VSBs should take steps to improve the quality of the national VS by accrediting only veterinarians who have graduated from high-quality educational programmes (i.e. programmes accredited by a recognised accreditation body and/or those that comply with the OIE recommended day one competencies and veterinary education core curriculum);
6. develop or modernise their veterinary legislation as necessary to comply with OIE standards regulating the profession, and the prudent use of veterinary medical products, possibly with the assistance of the OIE Veterinary legislation support programme;
7. encourage their VEEs to respect the OIE guidelines on Day one competencies and the Veterinary Education Core Curriculum, while incorporating local circumstances, and continuously striving to achieve international best practice in veterinary curriculum development and teaching practices;
8. encourage the dialogue between VSBs and VEEs in order to strengthen the influence of VSBs as well as promote an appropriate balance between the demand for professionals of high quality and the number of VEEs;
9. encourage their VEEs to use best practices, as described in 'Considering' point 27, and to share educational material and establish networks through open source platforms or similar mechanisms;

10. where animals are used in veterinary education and research, make appropriate provision for their welfare by implementing the standards in Chapter 7.8 of the *Terrestrial Code*.

OIE IS REQUESTED TO:

1. continue to develop and implement the PVS Pathway using all associated supporting mechanisms, including independent evaluations, the Veterinary Legislation Support Programme, Twinning Programmes, particularly in veterinary education, the PVS Gap Analysis (PVS Costing Tool) and PVS follow-up missions;
2. continue to work closely with Member Countries and with regional and global organisations, including international student organisations, to support efforts to improve the quality of veterinary education (both initial and ongoing) and harmonised approaches to the recognition of qualifications by relevant institutions, including through the VSBs;
3. increase its collaborative activities with governments and donors to support countries who wish to participate in twinning agreements for VEEs and for their national VSB or equivalent body complying with international standards;
4. within the framework of the PVS Pathway, consider the creation or strengthening of mechanisms supporting the evaluation of the quality of public and private sector components of the national VS personnel on the basis of their initial and continuing education, particularly where recognised systems for evaluation of education do not currently apply;
5. encourage the creation, if necessary, of regional associations with the participation of VSBs or equivalent organisations with delegated authority for accrediting VEEs, which could facilitate the establishment of a list of VEEs that would be subject to regional accreditation after appropriate external audit, based on criteria that may be accepted throughout the region to facilitate mobility of veterinarians as appropriate;
6. develop guidelines on best practices in the organisation and functioning of VSBs, including the legislative base, the constitution of the VSBs and the establishment of public-private veterinary partnerships, for information of OIE Member Countries and relevant regional and international organisations;
7. continue raising awareness of the important role of public and private sector components of national VS, the veterinary profession and other partners, regarding the health and wellbeing of the global communities, through the veterinary contribution to the protection of veterinary public health, animal health and welfare, and the health of the environment;
8. continue working in partnership with governments and donors to encourage them to make sustainable investments to strengthen the quality and performance of public and private components of VS through the provision of appropriate legislation and the human and financial resources needed to implement it, as well as high quality veterinary education;
9. liaise with Member Countries and the World Veterinary Association to establish a global list of VEEs according to the conditions detailed in the annexed recommendations;
10. consider means of enhancing existing communication materials, including through the possible development of on-line educational materials as a tool to assist Delegates and nominated national Focal Points to participate more effectively in the OIE procedures;
11. liaise with regional and international relevant Organisations in order to:
    a) take steps to encourage and support collaboration between VSBs or equivalent bodies, relevant official national or regional accrediting agencies, and VEEs, in order to harmonise the evaluation of education programmes. The goal is to facilitate regional integration of education systems that comply with the OIE guidelines and regional mobility of veterinarians, in particular to meet the needs of countries that do not have access to education and training programmes for these professionals;
    b) encourage stronger cooperation between the animal health and human health education systems, in accordance with the 'One Health' concept.

© M.Minassian

Iguaçu Falls

c) prioritise needed investments in the infrastructure of veterinary education to achieve a sustainable strengthening of public and private sector components of the national VS.

ANNEXED RECOMMENDATION

(related Recommendation no. 9 directed to the OIE):

Reporting on the Veterinary Education Establishments in OIE Member Countries

CONSIDERING THAT:

1. the OIE advocates the importance of high quality veterinary education;
2. the quality of veterinary education varies greatly around the world, and high quality veterinary education is critical for the effective delivery of public and private sector components of national veterinary services;
3. the OIE is recognized as having a significant role in promoting the improvement of veterinary education worldwide;
4. the OIE is already engaged in global efforts to improve and strengthen the veterinary education with respect to:
   a) establishing minimum competencies for the effective delivery of quality national veterinary services;
   b) harmonizing key curriculum elements to facilitate the international mobility of veterinarians;
   c) harmonizing approaches for the recognition of Veterinary Education Establishments (VEEs) globally; and
   d) providing direction for the effective administration by the Veterinary Statutory Body (VSB) of the veterinary profession.
5. the World Veterinary Association has partial information but there is currently no global inventory of recognized VEEs covering all OIE Member Countries;
6. a reliable knowledge on the number of and basic information on existing VEEs is critical for achieving the established educational goals promoted by the OIE, including the oversight from VSBs of the activities under their responsibilities in each Member Country.

THE CONFERENCE PARTICIPANTS RECOMMEND THAT:

1. the OIE Member Countries and the WVA provide information to the OIE to establish a global list of VEEs including a reporting system whereby each Member Country provides basic information to the OIE, on a 5-year cycle, on the active VEEs operating in their respective territories;
2. the report on the existing VEEs in a given country include the following minimum information:
   a. Name of VEE
   b. Academic Institution
   c. Address/city/country
   d. Web-site (URL)
   e. Institution type: Private, Public, Other
   f. Year established
   g. Veterinary degree(s) granted
   h. Number of veterinary students per class/year
   i. Average number of veterinary graduates per class/year
   j. Number of years of veterinary education
   k. Minimum education required for admission
   l. Other academic degrees offered
   m. National accreditation/ certification/approval: Yes, No
      If Yes, Accrediting agency, date granted, term of accreditation and whether voluntary or compulsory:
   n. Regional accreditation/ certification/approval: Yes, No
      If Yes, Accrediting agency, date granted, term of accreditation and whether voluntary or compulsory
   o. Any form of international accreditation/certification/ approval?
      If Yes, please provide a brief description.
3. the OIE Member Countries update their information when the number of operational VEEs change in their respective territories in the interim years between the 5-year reporting cycle;
4. the collected information on existing VEEs be compiled and maintained within the OIE database and be made publicly available at the OIE website.

agenda

2014

April

Codex Committee on General Principles
7–11 April
Paris, France

Information Seminar for new Delegates to the OIE (Asia)
28–29 April
Beijing, P. R. of China

Seminar for OIE National Focal Points on Wildlife
28–30 April
Moscow, Russia

May

Information Seminar for new Delegates to the OIE (Americas, Middle East)
24 May
Paris, France

82nd General Session of the World Assembly of Delegates of the OIE
25–30 May
Paris, France

June

3rd Pan-American Congress on Zoonosis – 8th Argentinian Congress on Zoonosis
4–6 June
La Plata, Buenos Aires, Argentina
www.congresos.unlp.edu.ar/index.php/CAZ/CAZIII

Regional Seminar for OIE National Focal Points on Animal Production Food Safety
24–26 June
Vietnam

July

Regional Seminar for OIE National Focal Points for Communication
1–3 July
Tallinn, Estonia

Regional Seminar for OIE National Focal Points for Wildlife
1–4 July
Japan

Meeting of the Committee on Sanitary and Phytosanitary Measures
7–11 July
Geneva, Switzerland

37th Session of the Codex Alimentarius Commission
14–18 July
Geneva, Switzerland

August

Regional Seminar for OIE National Focal Points for Veterinary Products
25–29 August
Canada

September

39th World Small Animal Veterinary Association Congress (WSAVA 2014)
16–19 September
Cape Town, South Africa
www2.kenes.com/wsava/Pages/Home.aspx

26th Conference of the OIE Regional Commission for Europe
23–26 September
Bern, Switzerland

Regional Seminar for OIE National Focal Points for Veterinary Laboratories
29 September – 1 October
Jordan

October

Meeting of the Committee on Sanitary and Phytosanitary Measures
13–17 October
Geneva, Switzerland

Conference of the OIE Reference Centres
14–16 October
Republic of Korea

Meeting of OIE Regional and Sub-Regional Representatives
21–24 October
Paris, France

November

22nd Conference of the OIE Regional Commission for the Americas
10–14 November
Guanajuato, Mexico

Regional Seminar for OIE National Focal Points on Animal Welfare
12–14 November
Australia

Regional Seminar for OIE National Focal Points for Veterinary Products
17–19 November
Former Yug. Rep. of Macedonia

December

Regional Seminar for OIE National Focal Points on Veterinary Products
1–5 December
Japan

2015

January

OIE Conference on aquatic animals
20–22 January
Ho Chi Minh City, Vietnam

February

21st Conference of the OIE Regional Commission for Africa
16–20 February
Morocco

March

3rd International 'One Health' Congress
15–18 March
Amsterdam,
The Netherlands
www.iohc2015.com

June

17th International Symposium of the World Association of Veterinary Laboratory Diagnosticians (WAVLD)
15–18 June
Saskatoon, Saskatchewan, Canada
www.wavld.org

Conference on Biological Threats Reduction
30 June – 2 July
Paris, France

September

29th Conference of the OIE Regional Commission for Asia, the Far East and Oceania
Mongolia

November

13th Conference of the OIE Regional Commission for the Middle East

Questions & answers

OIE's 90th anniversary quiz

Need more information?
Go to pp. 14–15

Test your knowledge about the OIE's standards. Will you be able to answer without any mistakes?

1. How many publications contain OIE standards?

a. 1
b. 2
c. 3
d. 4

2. Which animal disease led to the establishment of the OIE?

a. Peste des petits ruminants
b. Rinderpest
c. Rabies
d. Tuberculosis

3. Who develops OIE standards?

a. OIE Specialist Commissions
b. OIE Delegates
c. OIE Headquarters

4. Who adopts OIE standards?

a. Members of the OIE Specialist Commissions
b. The OIE Director General
c. OIE Regional Representations
d. The 178 Delegates of OIE Member Countries



Answers:

1-d ; 2-b ; 3-a ; 4-d

tribute

James H. Steele

Passed away on 10 November 2013

©University of Texas, Health Science Center at Houston

Born in Chicago, the United States, one hundred years ago, on 4 April 1913, Prof. James Harlan Steele passed away on 10 November 2013 in Houston, Texas, after dedicating his life to veterinary public health, in particular the investigation of the epidemiology of zoonoses.

Prof. Steele received his Doctorate of Veterinary Medicine from Michigan State College in 1941 and a Master's of Public Health from Harvard University in 1942. In 1945 he started the veterinary public health programme at the United States Public Health Service and in 1947 he established the veterinary division of the Centers for Disease Control and Prevention (CDC).

After his retirement from the CDC in 1971, Dr Steele began a new career as Professor of Environmental Health at the University of Texas School of Public Health in Houston, and compiled and edited the *CRC Handbook Series in Zoonoses*.

In December 1991, the OIE published an article by Prof. Steele, entitled 'History of veterinary public health in the United States of America', in the *Scientific and Technical Review*.

Prof. Steele has received numerous awards throughout his career, including the OIE Meritorious Award in May 2012 and the John Gamgee Award in September 2013 (see *Bulletin* no. 2012–4, p. 86 and no. 2013–4, p. 87).

Prof. Steele's dedication as a pioneer in the evolving concept of 'One Health' inspired generations of students and earned the lasting respect of his colleagues. A biography entitled *One Man, One Medicine, One Health—the James H. Steele Story* was published in 2009 by Dr Craig N. Carter from the University of Kentucky.

oie members (178)

AFGHANISTAN
ALBANIA
ALGERIA
ANDORRA
ANGOLA
ARGENTINA
ARMENIA
AUSTRALIA
AUSTRIA
AZERBAIJAN
BAHAMAS
BAHRAIN
BANGLADESH
BARBADOS
BELARUS
BELGIUM
BELIZE
BENIN
BHUTAN
BOLIVIA
BOSNIA AND HERZEGOVINA
BOTSWANA
BRAZIL
BRUNEI
BULGARIA
BURKINA FASO
BURUNDI
CAMBODIA
CAMEROON
CANADA
CAPE VERDE
CENTRAL AFRICAN REP.
CHAD
CHILE
CHINA (PEOPLE'S REP. OF)
CHINESE TAIPEI
COLOMBIA
COMOROS
CONGO (REP. OF THE)
CONGO (DEM. REP. OF THE)
COSTA RICA
CÔTE D'IVOIRE
CROATIA
CUBA
CYPRUS
CZECH REPUBLIC
DENMARK
DJIBOUTI
DOMINICAN REP.
ECUADOR
EGYPT
EL SALVADOR
EQUATORIAL GUINEA
ERITREA
ESTONIA
ETHIOPIA
FIJI ISLANDS
FINLAND
FORMER YUG. REP. OF MACEDONIA
FRANCE
GABON
GAMBIA
GEORGIA
GERMANY
GHANA
GREECE
GUATEMALA
GUINEA
GUINEA BISSAU
GUYANA
HAITI
HONDURAS
HUNGARY
ICELAND
INDIA
INDONESIA
IRAN
IRAQ
IRELAND
ISRAEL
ITALY
JAMAICA
JAPAN
JORDAN
KAZAKHSTAN
KENYA
KOREA (DEM PEOPLE'S REP. OF)
KOREA (REP. OF)
KUWAIT
KYRGYZSTAN
LAOS
LATVIA
LEBANON
LESOTHO
LIBYA
LIECHTENSTEIN
LITHUANIA
LUXEMBOURG
MADAGASCAR
MALAWI
MALAYSIA
MALDIVES
MALI
MALTA
MAURITANIA
MAURITIUS
MEXICO
MICRONESIA (FEDERATED STATES OF)
MOLDOVA
MONGOLIA
MONTENEGRO
MOROCCO
MOZAMBIQUE
MYANMAR
NAMIBIA
NEPAL
NETHERLANDS
NEW CALEDONIA
NEW ZEALAND
NICARAGUA
NIGER
NIGERIA
NORWAY
OMAN
PAKISTAN
PANAMA
PAPUA NEW GUINEA
PARAGUAY
PERU
PHILIPPINES
POLAND
PORTUGAL
QATAR
ROMANIA
RUSSIA
RWANDA
SAN MARINO
SAO TOME AND PRINCIPE
SAUDI ARABIA
SENEGAL
SERBIA
SEYCHELLES
SIERRA LEONE
SINGAPORE
SLOVAKIA
SLOVENIA
SOMALIA
SOUTH AFRICA
SPAIN
SRI LANKA
SUDAN
SURINAME
SWAZILAND
SWEDEN
SWITZERLAND
SYRIA
TAJIKISTAN
TANZANIA
THAILAND
TIMOR-LESTE
TOGO
TRINIDAD AND TOBAGO
TUNISIA
TURKEY
TURKMENISTAN
UGANDA
UKRAINE
UNITED ARAB EMIRATES
UNITED KINGDOM
UNITED STATES OF AMERICA
URUGUAY
UZBEKISTAN
VANUATU
VENEZUELA
VIETNAM
YEMEN
ZAMBIA
ZIMBABWE

© Elizabeth Fry, Austin, Texas

Reserve now!

15%
off all upcoming books ordered via the OIE Online Bookshop

New!

Animal welfare: focusing on the future
Scientific and Technical Review, Vol. **33** (1)

Coordinated and edited by:
David J. Mellor & A.C. David Bayvel

The science of animal welfare, now approximately 40 years old, developed from ethology, physiology, pathology, biochemistry, pharmacology, genetics, immunology, nutrition, cognitive-neuroscience and veterinary epidemiology, and incorporated established knowledge and practical understanding from these fields. These foundational ideas evolved into our current understanding that animal welfare is a state within an animal, being the net outcome of all internally and externally derived emotional or affective experiences the animal may have at any one time.

This issue of the *Scientific and Technical Review*, suggested by the OIE Collaborating Centre for Animal Welfare Science and Bioethical Analysis, outlines contemporary thinking about factors that promote or jeopardise the productivity, health and welfare of the wide range of animals used for human purposes. It also considers likely future developments in animal welfare thinking and management and, where possible, references influences of the diverse practical, economic, political, socio-cultural and religious factors that may be encountered globally in various cultural contexts.

ORDER ONLINE NOW! www.oie.int/boutique

Read more about the anniversary of the OIE and test your knowledge on pages **12-15** and **95**

90 years of Standards

WORLD ORGANISATION FOR ANIMAL HEALTH
Protecting animals, preserving our future

12, rue de Prony • 75017 Paris France • tel. 33 (0)1 44 15 18 88 • fax 33 (0)1 42 67 09 87 • www.oie.int • oie@oie.int